


Thermocouple Contacts For Model MTC Connectors

Precision



- ✓ Crimp-Type Attachment
- ✓ Color-Coded Contacts
- ✓ Accessories Available
- ✓ High Performance Design

NEWPORT® push-in crimp style contacts are manufactured from thermocouple alloy materials and are generically color-coded for easy identification. Contacts are crimp-terminated outside the connector assembly and inserted into the appropriate cavity by means of an insertion tool. They can be readily removed from the connector assembly using a special removal tool. Sealing plugs are available to seal unused positions in lieu of pin or socket.



| Material | Thermocouple Type (ANSI Symbol) |
|----------------------|---------------------------------|
| Iron/Constantan | J |
| CHROMEGA®/ALOMEGA® | K |
| Copper/Constantan | T |
| CHROMEGA®/Constantan | E |
| OMEGA-P®/OMEGA-N® | N |

| Pin and Socket Quantity Discounts | |
|-----------------------------------|--------------|
| 1–10 units |Net |
| 11–24 units |10% |
| 25–49 units |15% |
| 50–99 units |20% |
| 100 and up |25% |

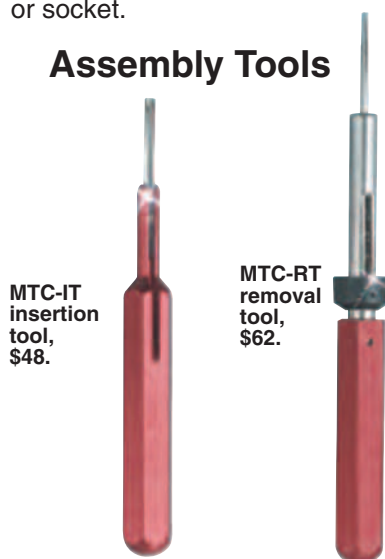
Thermocouple Alloy and Gold-Plated Copper Contacts for Multipin Connectors

MOST POPULAR MODEL HIGHLIGHTED!

| To Order (Specify Model Number) | | | | | | |
|---------------------------------|-------------|-------------------------------|------------|------------------|----------------------------|------------|
| Alloy Type | Pins (Male) | Coding Color Letter | Price Each | Sockets (Female) | Coding Color Letter | Price Each |
| Iron (+) | MTC-IR-P | BLK M | \$15 | MTC-IR-S | BLK M | \$25 |
| Constantan (-) | MTC-CO-P | YEL N | 25 | MTC-CO-S | YEL N | 25 |
| Copper (+) | MTC-CU-P | RED C | 20 | MTC-CU-S | RED C | 20 |
| CHROMEGA® (+) | MTC-CH-P | WHT P | 17 | MTC-CH-S | WHT P | 25 |
| ALOMEGA® (-) | MTC-AL-P | GRN R | 17 | MTC-AL-S | GRN R | 25 |
| OMEGA-P®(+) | MTC-OP-P | Orange OP | 20 | MTC-OP-S | Orange OP | 25 |
| OMEGA-N®(-) | MTC-ON-P | Blue ON | 20 | MTC-ON-S | Blue ON | 25 |
| Gold-Plated (Uncompensated) | MTC-AU-P-A | Color Bands BLUE, RED, VIOLET | 0.85 | MTC-AU-S | Color Bands RED, BLUE, BLK | 1.25 |

Sealing Plugs, Model MTC-HP, \$0.50 each.
Grommets available. Consult Sales Department for price and delivery.

Assembly Tools



MTC-IT insertion tool, \$48.

MTC-RT removal tool, \$62.

To Order

Specify Connector Body, Contacts and Backshell (See Note 1).

Example: Cord-to-Cord connectors for 6 type J (Iron-Constantan) thermocouple circuits (pairs).


Male Connector Assembly

1. Body: **MTC-12-MC**
2. Pins: (+) Pos. Alloy, **MTC-IR-P**, 6 ea.
(-) Neg. Alloy, **MTC-CO-P**, 6 ea.
3. Backshell: **MTC-12-SHL**

Female Connector Assembly

1. Body: **MTC-12-FC**
2. Sockets:
(+) Pos. Alloy, **MTC-IR-S**, 6 ea.
(-) Neg. Alloy, **MTC-CO-S**, 6 ea.
3. Backshell: **MTC-12-SHL**

Heavy Duty Crimping Tool



MTC-CT, \$395, shown smaller than actual size.

Easy-to-Use Ratchet Action! Specially designed MS standard crimping tool MUST be used to crimp wires properly to pins and sockets. Ratchet action ensures a complete crimp every time.

Important Notes

1. MS standard assembly tools are required to crimp and assemble connectors properly. Order with first purchase.
2. Match pins and sockets to thermocouple alloys—Example: A 12-cavity connector carries 6 thermocouple circuits (pairs)

- requiring: 6 positive alloy pins or sockets and 6 negative alloy pins or sockets per body.
3. Order bodies in mating pairs. Style MC mates with both style FF and style FC.
4. Backshell cable clamps are recommended with each cord style connector.

G