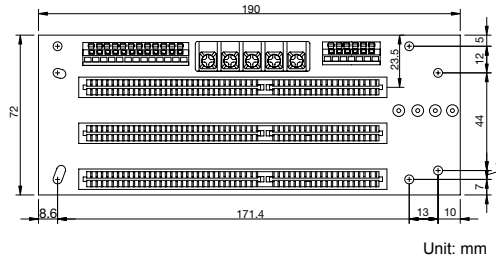


# Backplanes

## ISA (Half-size) Passive Backplane

### PBI-3S



System	PCI	ISA	PISA
Single	0	3	0

#### Dimensions

190 x 72 mm (7.5" x 2.8")

#### Work with Industrial Chassis

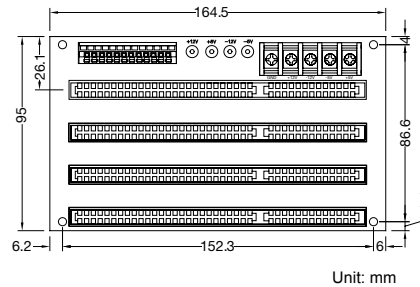

IEC-7302 (Page 127)

#### Work with SBC

Half-size series; ISA Bus SBC

(Page 72)

### PBI-4SA



System	PCI	ISA	PISA
Single	0	4	0

#### Dimensions

164.5 x 95 mm (6.9" x 3.7")

#### Work with Industrial Chassis

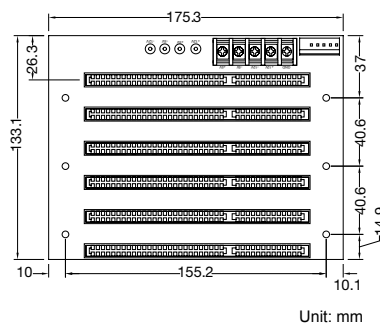
IEC-7401 (Page 128)

#### Work with SBC

Half-size series; ISA Bus SBC

(Page 72)

### PBI-6SA



System	PCI	ISA	PISA
Single	0	6	0

#### Dimensions

175 x 133.1 mm (6.9" x 5.2")

#### Work with Industrial Chassis

IEC-7652 (Page 124)

IEC-761 (Page 123)

IEC-7601 (Page 129)

#### Work with SBC

Half-size series; ISA Bus SBC

(Page 72)