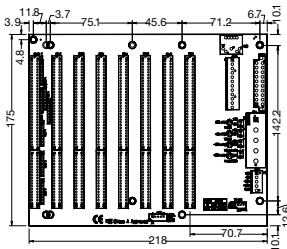


ISA (Half-size) Passive Backplane

PBI-8SA



Unit: mm

System	PCI	ISA	PISA
Single	0	8	0

Dimensions

175 x 218 mm (6.9" x 8.6")

Work with Industrial Chassis

IEC-7801 (Page 130)

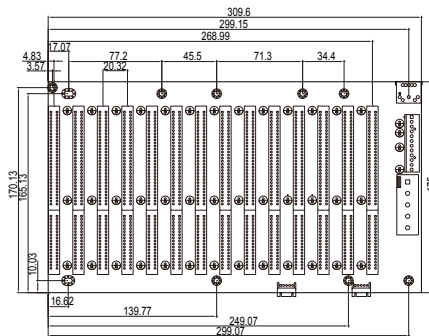
Work with SBC

Half-size series; ISA Bus SBC

(Page 72)

* ISA passive backplane

PBI-14SA



Unit: mm

System	PCI	ISA	PISA
Single	0	14	0

Dimensions

316.8 x 175 mm (12.5" x 6.9")

Work with Industrial Chassis

IEC-822B (Page 121)

IEC-830B (Page 122)

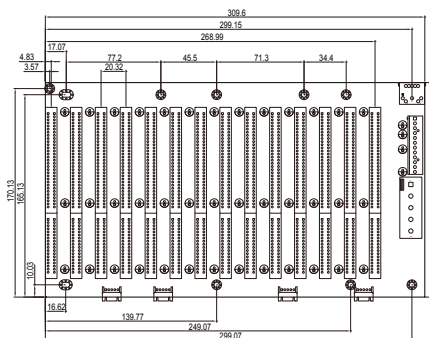
Work with SBC

Half-size series; ISA Bus SBC

(Page 72)

* ISA passive backplane

PBI-14SA-2S



Unit: mm

System	PCI	ISA	PISA
Dual	0	6 + 8	0

Dimensions

316.8 x 175 mm (12.5" x 6.9")

Work with Industrial Chassis

IEC-822B (Page 121)


IEC-830B (Page 122)

Work with SBC

Half-size series; ISA Bus SBC

(Page 72)

PBI-20S/PBI-20SD/PBI-20SQ



Unit: mm

System	PCI	ISA	PISA
*	0	20	0

Dimensions

416 x 199 mm (16.4" x 7.8")

" * "

PBI-20S: Single

PBI-20SD: Dual

PBI-20SQ: Quad