

Automotive Relay SRL



- Switching capacity up to 20A
- Six different contact arrangements
- PCB mounting
- Open and sealed types available
- Two terminal sizes



Options and ordering codes

SRL	-	1A		T		3	-	S		L	-	24VDC
												Coil Voltage
												RoHS Compliant
												Sealing
												Open
												Sealed
												Pin Length
												3.0mm (Sealed types only)
												4.3mm (Open types only)
												4.0mm (Sealed types only)
												5.3mm (Open types only)
												Contact material
												AgSnO ₂
												AgNi

Contact Data

Contact Arrangement	1A	1B	1C		1U	1V	1W	
			NO	NC			NO	NC
Max ⁽¹⁾ Make current	60A	12A	60A	12A	2X40A	2X8A	2X30A	2X5A
Max. Switching current	20A	10A	20A	10A	2X20A	2X7A	2X15A	2X5A
Max. Switching voltage	75VDC							
Continuous current	15A	10A	15A	10A	2X10A	2X7A	2X7A	2X5A
Max. Switching power	200W							
Min. Load	0.5A 6VDC							
Contact material	AgSnO ₂ AgNi							
Initial Resistance	100mΩ (1A/6VDC)							
Mechanical life	1 x 10 ⁷ OPS							
Electrical life	2 x 10 ⁵ OPS							

Note: (1): Inrush current for lamp load

Characteristics

Initial Insulation Resistance	100MΩ @ 500VDC
Dielectric strength	500VAC*
Operate time (at nomi. Volt)	3ms
Release time (at nomi. Volt)	1.5ms
Vibration resistance	DA:1.5mm, 10 to 55Hz
Shock resistance	10g, 11ms
Ambient temperature	-40 °C to +85 °C
Storage temperature	-40 °C to +155 °C
Unit Weight	Open: 8g, Sealed IP67: 12g
Construction	IP67 Open
Termination	PCB
Coil Max. allowable temperature	155 °C

* 1 min leakage current less than 1mA

Automotive Relay SRL



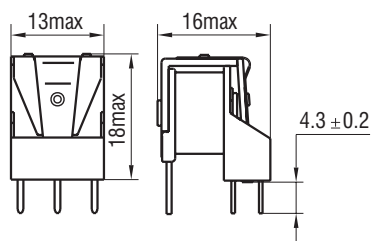
Coil Data

Nominal Voltage VDC	Pick-Up Voltage VDC		Drop-out Voltage VDC		Coil Resistance $\Omega \pm 10\%$	Power consumption W	Max allowable overdrive ⁽¹⁾ voltage VDC
	1A,1B,1C,1U,1V	1W	1B,1V	1A,1C,1U,1W			
6	3.75	4.5	0.35	0.7	28	1.1	9.0
12	7.5	9.0	0.7	1.4	130	1.1	19.6
24	15	18.0	1.4	2.8	520	1.1	39.3

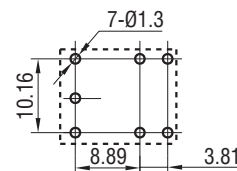
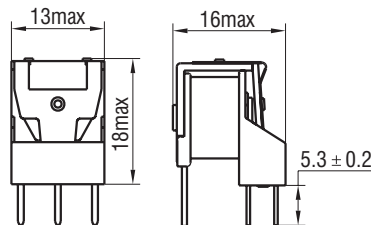
(1) Max. allowable overdrive voltage is stated with 10A load applied

Outline dimensions (mm) Wiring diagram and PC Board layout

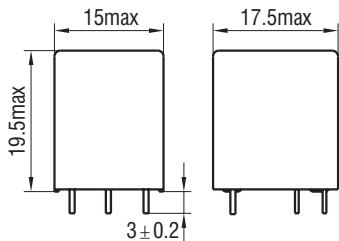
SRL-xx-4 Open



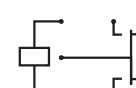
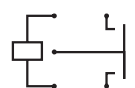
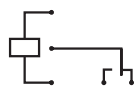
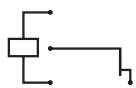
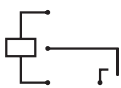
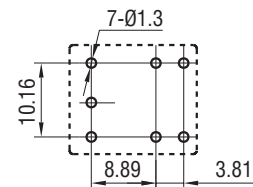
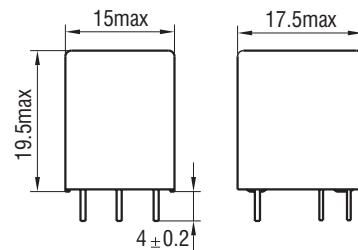
SRL-xx-5 Open



SRL-xx-3 Sealed



SRL-xx-4 Sealed



Characteristic Curve

