

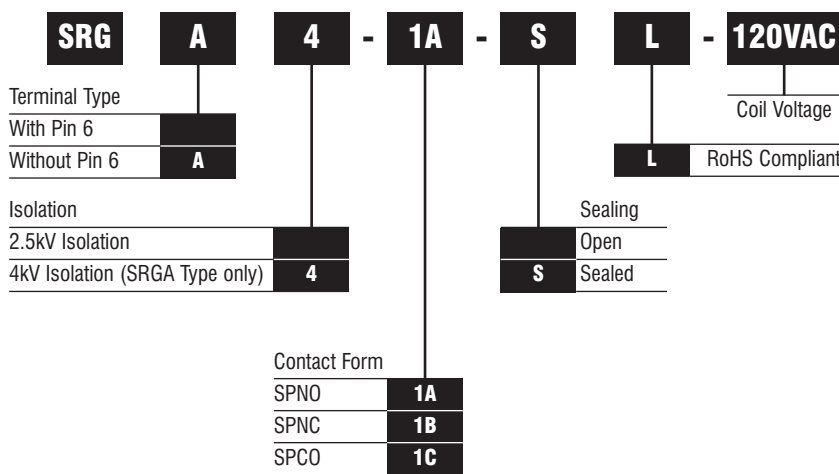
Miniature High Power Relay SRG



- 30A switching capabilities
- PCB coil terminals, ideal for heavy duty load
- 4K dielectric coil to contact
- Heavy load up to 7,200VA
- Open and Sealed types available
- AC Coil versions available



Ordering information



Contact Data

Contact Arrangement	1A	1B	1C (NO)	1C (NC)
Initial Contact Resistance	50mΩ (at 24VDC)			
Contact Material	AgSnO ₂			
Max. Switching Capacity	7200VA 560W	3600VA 280W	4800VA 560W	2400VA 280W
Max. Switching Voltage	277VAC/28VDC			
Max. Switching Current	40A	15A	20A	10A
Rating	30A 240VAC 20A 28VDC	15A 240VAC 10A 28VDC	20A 240VAC 20A 28VDC	10A 240VAC 10A 28VDC
Mechanical life	1 x10 ⁷ OPS			
Electrical life	1 x10 ⁵ OPS			

Characteristics

Initial Insulation Resistance	1000MΩ @ 500VDC	
Dielectric Strength	Between coil & contacts	2500VAC/4000VAC 1min.
	Between open contacts	1500VAC 1min.
Operate time (at nomi. Volt)	Max. 15ms	
Release time (at nomi. Volt)	Max. 10ms	
Ambient temperature	DC: -55°C to 85°C AC: -55°C to 60°C	
Shock resistance	Functional	100m/s
	Destructive	1000m/s
Vibration resistance	DA: 1.5mm, 10 to 55Hz	
Humidity	98%, +40°C	
Termination	PCB	
Unit Weight	Approx. 36g	
Construction	Sealed IP67 Open (Only for DC Type)	

Coil Data: VAC

Nominal Voltage VAC	Pick-up Voltage VAC	Drop-out Voltage VAC	Max. allowable Voltage (at 25°C)	Coil Resistance Ω
12	9.6	2.4	15.6	25±10%
24	19.2	4.8	31.2	100±10%
120	96.0	24.0	156	2500±10%
208	166.4	41	270.4	11000±10%
220/240	192	48	286/312	13490±10%
277	220	54	360.1	15000±10%

Coil

Coil power	DC: 0.9W AC:2VA
------------	-----------------

Miniature High Power Relay SRG



Coil Data: VDC

Nominal Voltage VDC	Pick-up Voltage VDC	Drop-out Voltage VDC	Max. allowable Voltage (at 25 °C)	Coil Resistance Ω
5	3.75	0.5	6.5	27 \pm 10%
6	4.50	0.6	7.8	40 \pm 10%
9	6.75	0.9	11.7	97 \pm 10%
12	9.00	1.2	15.6	155 \pm 10%
15	11.25	1.5	19.5	256 \pm 10%
18	13.50	1.8	23.4	380 \pm 10%
24	18.00	2.4	31.2	660 \pm 10%
48	36.00	4.8	62.4	2560 \pm 10%
70	52.50	7.0	91	5500 \pm 10%
110	82.50	11	143	13450 \pm 10%

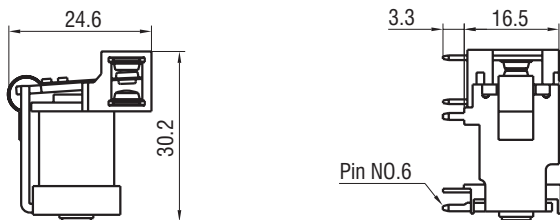
Outline dimensions (mm)

Wiring diagram and PC Board layout

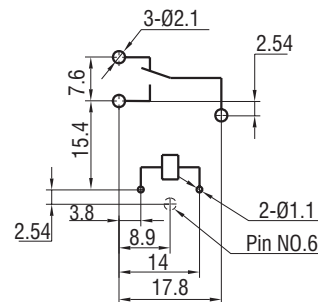
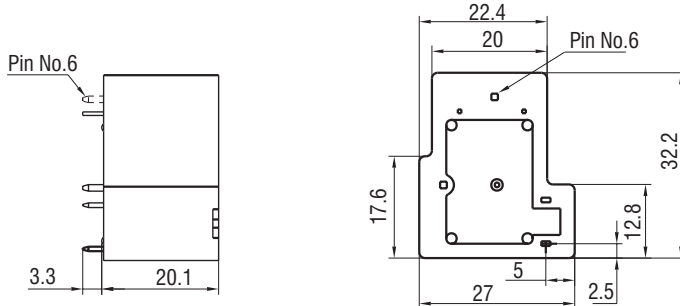
Safety Approval Ratings

Approval	Form	Rating
UL	1 Form A	30A 277VAC 30A 28VDC 2HP 250VAC 1HP 125VAC 277VAC(FLA=20) (LRA=60)
	1 Form B (NC)	15A 277VAC 10A 28VDC 1/2HP 250VAC 1/4HP 125VAC 277VAC(FLA=10) (LRA=33)
	1 Form C (NO)	30A 277VAC 20A 277VAC 10A 28VDC 2HP, 250VAC 1HP, 125VAC 277VAC(FLA=20) (LRA=60)
	1 Form C (NC)	20A 277VAC 10A 277VAC 10A 28VDC 1/2HP 250VAC 1/4HP 125VAC 277VAC(FLA=10) (LRA=33)
TÜV		15A 250VAC cos phi=0.4

SRG (open)

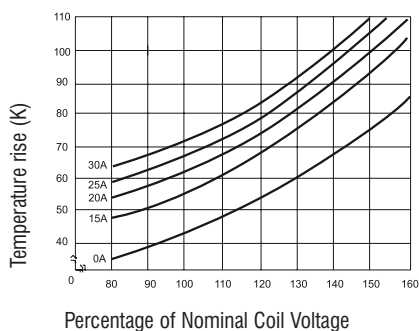


SRG (Sealed & unsealed)

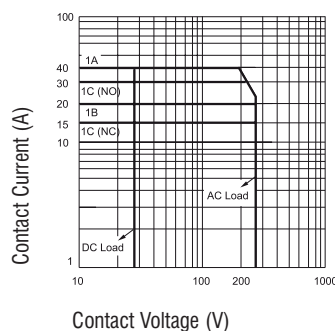


Characteristic Curve

COIL TEMPERATURE RISE



MAXIMUM SWITCHING POWER



ENDURANCE CURVE

