

MATERIAL (RoHS COMPLIANT):

CAGE:  
COPPER ALLOY

PLATING:(SEE PART NUMBER FOR OPTION)

OPTION1:100μ" [2.54 μm] MIN. BRIGHT TIN PLATING OVER 50 μ" (1.27 μm) MIN. NICKEL UNDER PLATING. (BRIGHT TIN SOLDER TEMPERATURE 230°C MAX.).

OPTION3: 100μ" [2.54 μm] MIN. MATTE TIN PLATING OVER 50 μ" (1.27 μm) MIN. NICKEL UNDER PLATING.(MATTE TIN

SOLDER TEMPRETURE 245°C MAX. IN 10 SECONDS OF PEAK TIME, )

DUST COVER  
THERMOPLASTIC, COLOR BLACK.

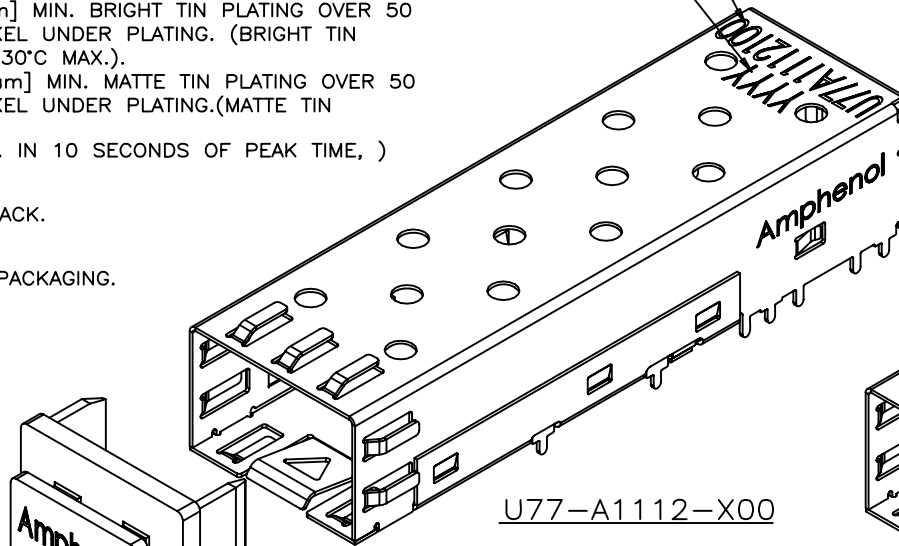
PACKAGING:  
TAPE AND REEL OR TRAY PACKAGING.

TEMPERATURE RANGE:  
-40°C TO +85°C

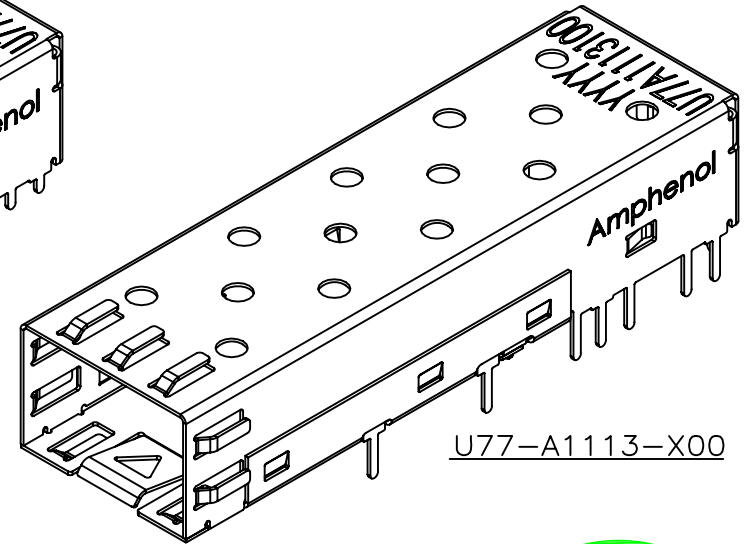
PART NUMBER  
(P/N DOES NOT INCLUDE PACKAGING  
TYPE AND DUST COVER OPTION)

DATE CODE

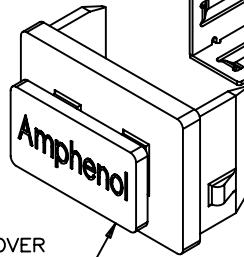
REVISIONS				
SYM	ZONE	ECN, ERN NO.	DATE	APPRD.
D		UPDATED	2006/03/01	
E		MATTE TIN PLATING OPTION ADDED	2007/07/29	J.SI



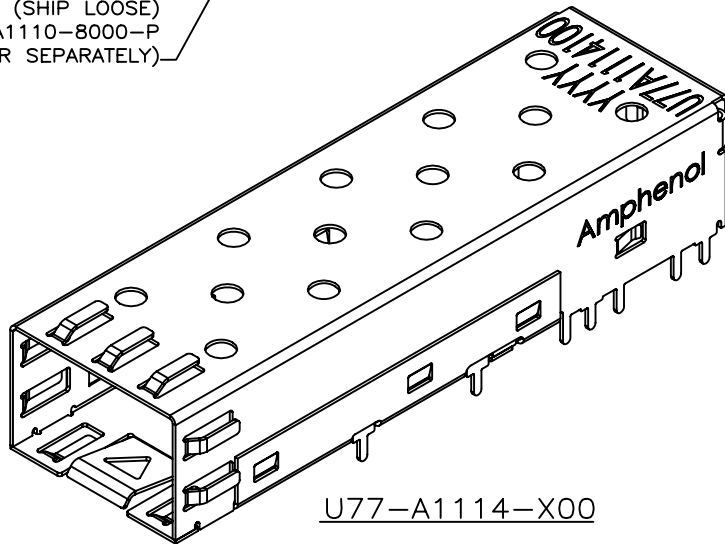
U77-A1112-X00



U77-A1113-X00



OPTIONAL DUST COVER  
(SHIP LOOSE)  
P/N U77-A1110-8000-P  
(IF ORDER SEPARATELY)



U77-A1114-X00



AMPHENOL PART NUMBER CONFIGURATION

U77 - A 1 1 1 X - X X 0 X

SOLDER TAIL HEIGHT

- 2 = 1.2 mm (20 SOLDER PINS)
- 3 = 3.2 mm (20 SOLDER PINS)
- 4 = 1.8 mm (20 SOLDER PINS)

PLATING

- 1 = BRIGHT TIN PLATING
- 3 = MATTE TIN PLATING

PACKAGING

- 1 = TRAY PACKAGING
- T = TAPE & REEL PACKAGING

OPTIONAL DUST COVER

- 0 = NO DUST COVER
- D = WITH DUST COVER (SHIP LOOSE)

DRAWN	J.SI	DATE	2006/02/23
DESIGNED	J.SI	DATE	2006/02/23
CHECKED	X		
DWG. APPRD.			
ENG. REL. NO.			
REF.	X		
DIMENSIONS ARE IN	CODE ID. NO.		
INCHES (mm)	03554		

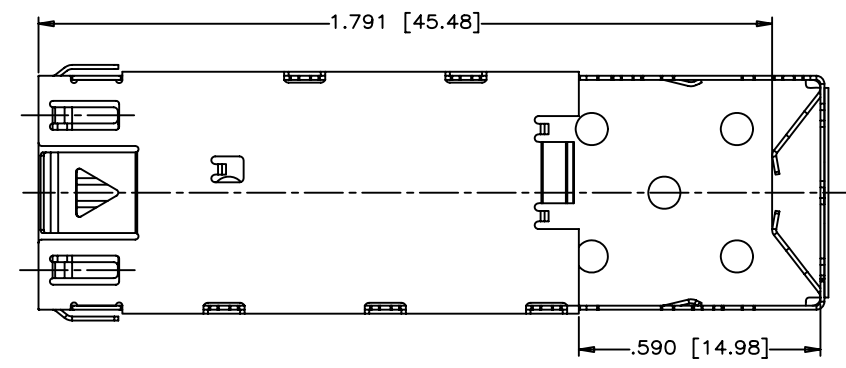
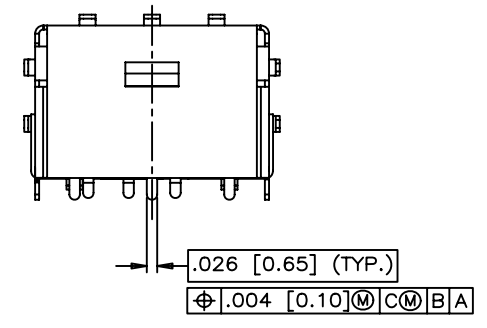
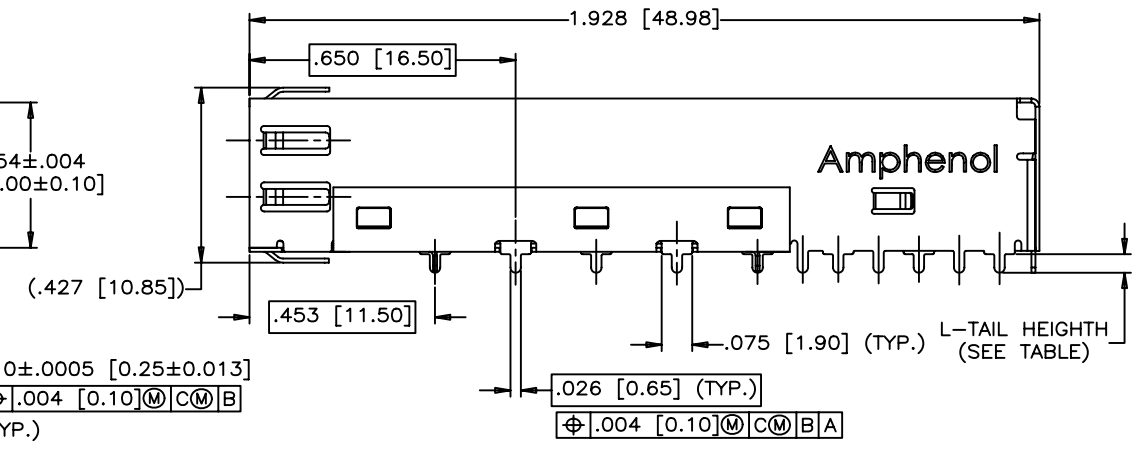
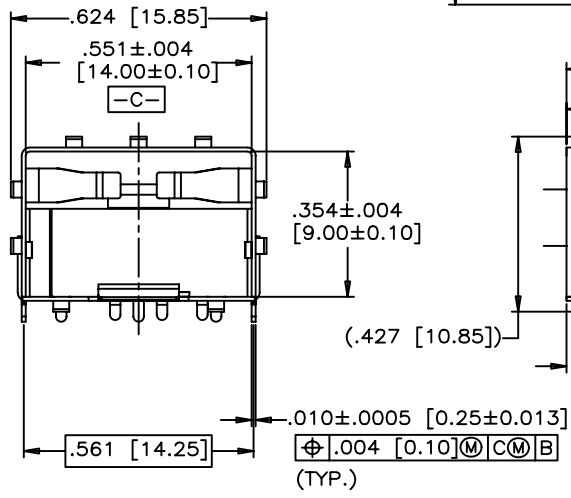
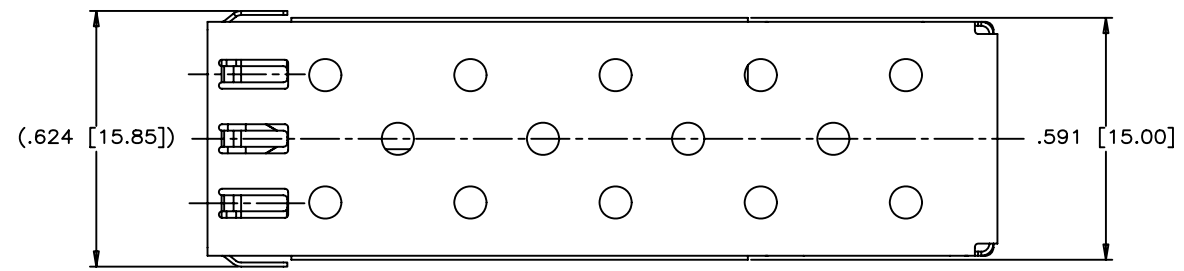
Amphenol Canada Corp.

TITLE  
SFP SINGLE CAGE  
WITH SOLDER PINS

DWG	DRAWING NO.	REV.
A	P-U77-A111X-XX0X	E
SCALE	2:1	WT. _____ SURF. _____ SHEET 1 OF 4

THIS DOCUMENT CONTAINS PROPRIETARY INFORMATION AND SUCH INFORMATION MAY NOT BE DISCLOSED TO OTHERS FOR ANY PURPOSE OR USED FOR MANUFACTURING PURPOSES WITHOUT WRITTEN PERMISSION FROM AMPHENOL CANADA CORP.

REVISIONS				
SYM	ZONE	ECN, ERN NO.	DATE	APPRD.
D		UPDATED	2006/03/01	
E		MATTE TIN PLATING OPTION ADDED	2007/07/29	J.SI



TABLE

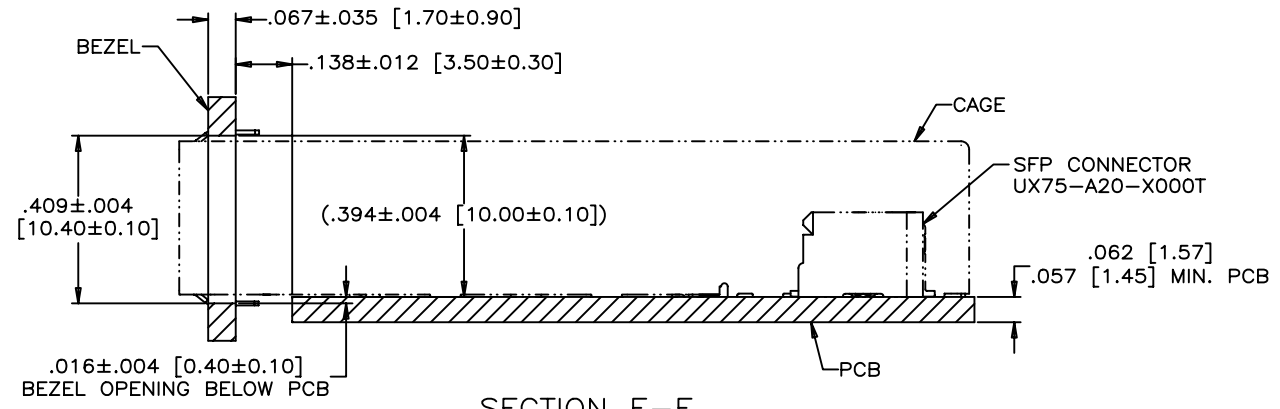
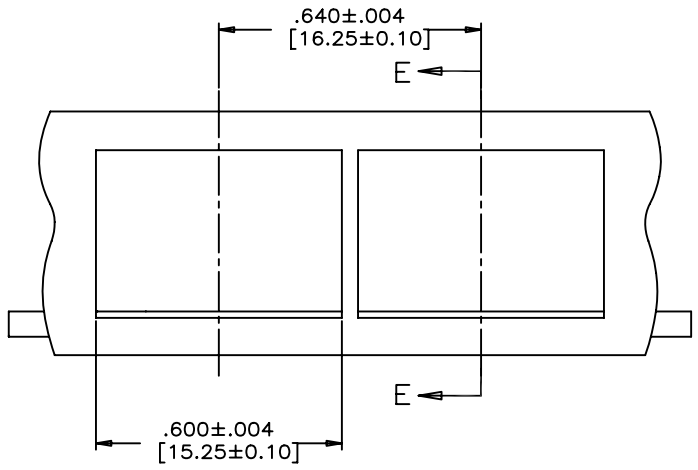
PART NUMBER	SOLDER TAIL HEIGHT (mm)
U77-A1112-XX0X	1.20
U77-A1113-XX0X	3.20
U77-A1114-XX0X	1.80

DRAWN	J.SI	DATE	2006/02/23
DESIGNED	J.SI	DATE	2006/02/23
CHECKED	X		
DWG. APPRD.			
ENG. REL. NO.			
REF.	X		
DIMENSIONS ARE IN	CODE ID. NO.		
INCHES (mm)	03554		

Amphenol Canada Corp.		
TITLE		
SFP SINGLE CAGE WITH SOLDER PINS		
DWG	DRAWING NO.	REV.
A	P-U77-A111X-XX0X	E
SCALE	WT.	SURF.
2:1		
SHEET 2 OF 4		

THIS DOCUMENT CONTAINS PROPRIETARY INFORMATION AND SUCH INFORMATION MAY NOT BE DISCLOSED TO OTHERS FOR ANY PURPOSE OR USED FOR MANUFACTURING PURPOSES WITHOUT WRITTEN PERMISSION FROM AMPHENOL CANADA CORP.

REVISIONS				
SYM	ZONE	ECN, ERN NO.	DATE	APPRD.
D		UPDATED	2006/03/01	
E		MATTE TIN PLATING OPTION ADDED	2007/07/29	J.SI



SECTION E-E

RECOMMENDED BEZEL DESIGN  
(ONE SIDE CAGE MOUNTING)

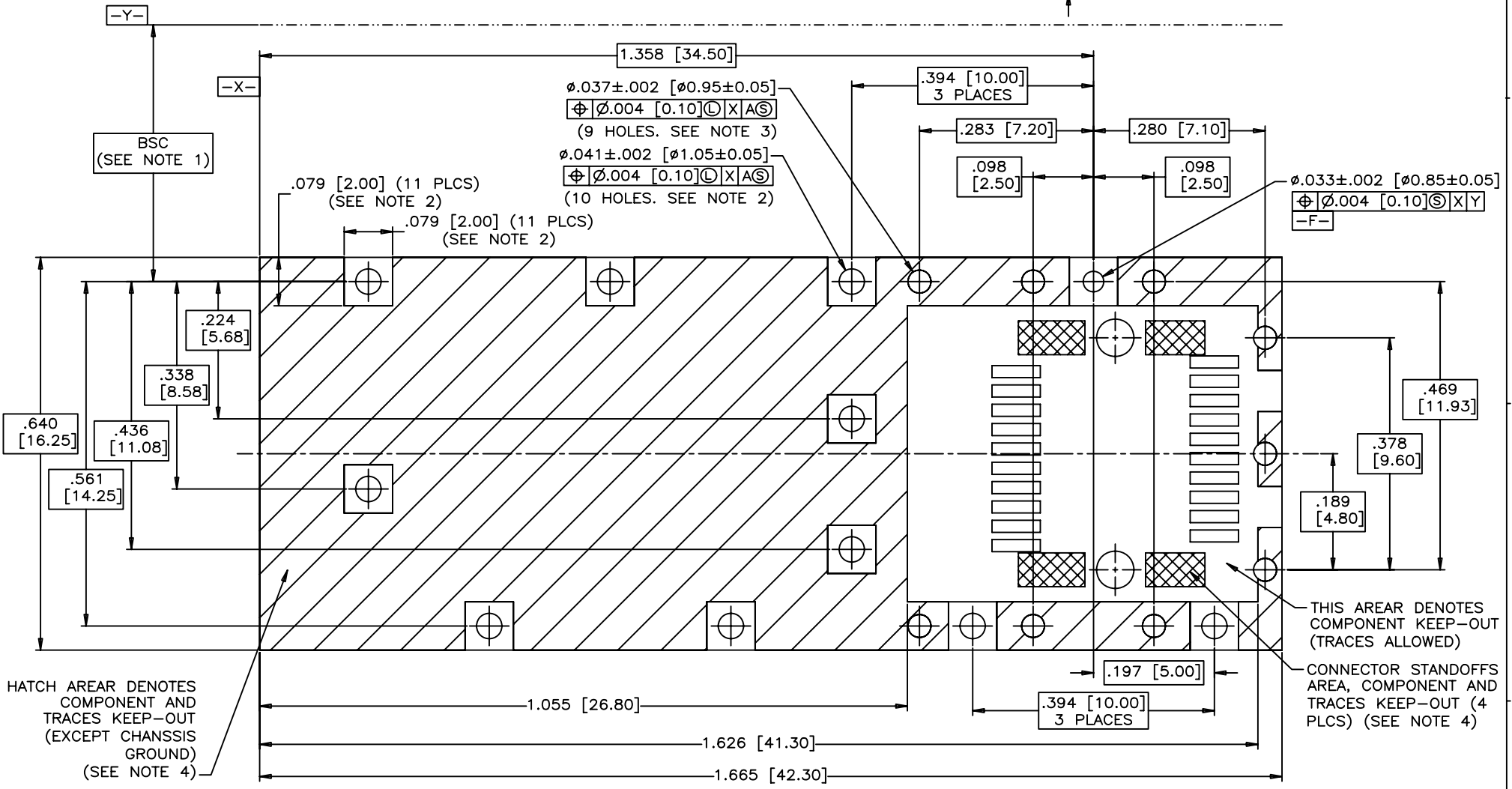
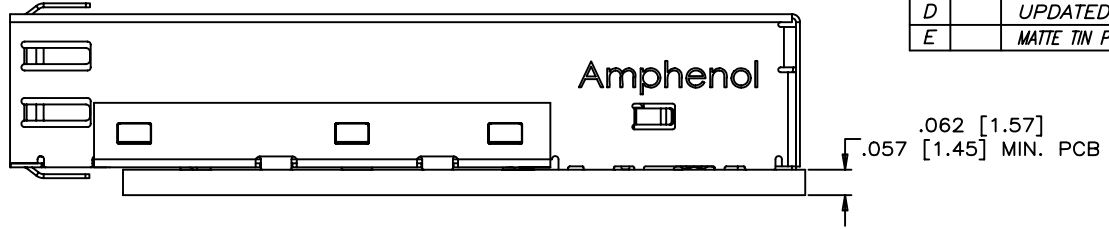
DRAWN	J.SI	DATE	2006/02/23
DESIGNED	J.SI	DATE	2006/02/23
CHECKED	X		
DWG. APPRD.			
ENG. REL. NO.			
REF.	X		
DIMENSIONS ARE IN	CODE ID. NO.		
INCHES (mm)	03554		

Amphenol Canada Corp.		
TITLE		
SFP SINGLE CAGE WITH SOLDER PINS		
DWG	DRAWING NO.	REV.
A	P-U77-A111X-XX0X	E
SCALE	WT.	SHEET 3 OF 4
2:1		

THIS DOCUMENT CONTAINS PROPRIETARY INFORMATION AND SUCH INFORMATION MAY NOT BE DISCLOSED TO OTHERS FOR ANY PURPOSE OR USED FOR MANUFACTURING PURPOSES WITHOUT WRITTEN PERMISSION FROM AMPHENOL CANADA CORP.

- NOTES:  
 1. DATUM AND BASIC DIMENTIONS ESTABLISHED BY CUSTOMER  
 2. PADS AND VIAS ARE CHASSIS GROUND, 11 PLACES.  
 3. THRU HOLES, PLATING OPTIONAL.  
 4. SEE DRAWINGS P-U75-A20-XX00X FOR CONNECTOR PCB LAYOUT.

REVISIONS				
SYM	ZONE	ECN, ERN NO.	DATE	APPRD.
D		UPDATED	2006/03/01	
E		MATTE TIN PLATING OPTION ADDED	2007/07/29	J.SI



HATCH AREAR DENOTES COMPONENT AND TRACES KEEP-OUT (EXCEPT CHANSSIS GROUND) (SEE NOTE 4)

THIS AREAR DENOTES COMPONENT KEEP-OUT (TRACES ALLOWED)

CONNECTOR STANDOFFS AREA, COMPONENT AND TRACES KEEP-OUT (4 PLCS) (SEE NOTE 4)

RECOMMENDED SFP HOST BOARD LAYOUT  
 (ONE SIDE CAGE MOUNTING)  
 (SCALE 4:1)

DRAWN	J.SI	DATE	2006/02/23
DESIGNED	J.SI	DATE	2006/02/23
CHECKED	X		
DWG. APPRD.			
ENG. REL. NO.			
REF.	X		
DIMENSIONS ARE IN	CODE ID. NO.		
INCHES (mm)	03554		

Amphenol Canada Corp.		
TITLE		
SFP SINGLE CAGE WITH SOLDER PINS		
DWG	DRAWING NO.	REV.
A	P-U77-A111X-XX0X	E
SCALE	WT.	SURF.
2:1		
SHEET 4 OF 4		

THIS DOCUMENT CONTAINS PROPRIETARY INFORMATION AND SUCH INFORMATION MAY NOT BE DISCLOSED TO OTHERS FOR ANY PURPOSE OR USED FOR MANUFACTURING PURPOSES WITHOUT WRITTEN PERMISSION FROM AMPHENOL CANADA CORP.