

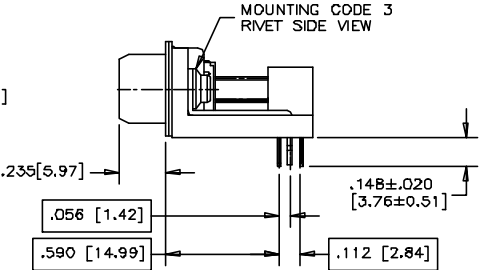
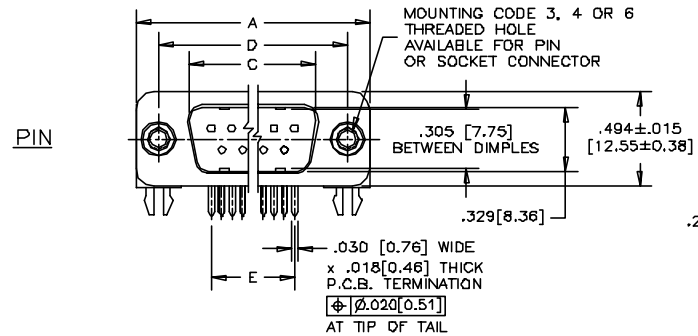
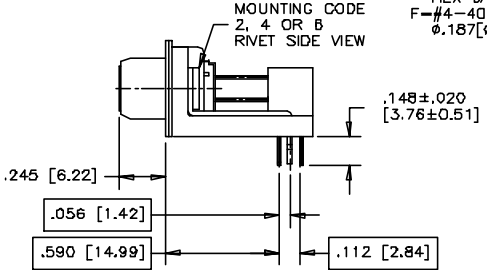
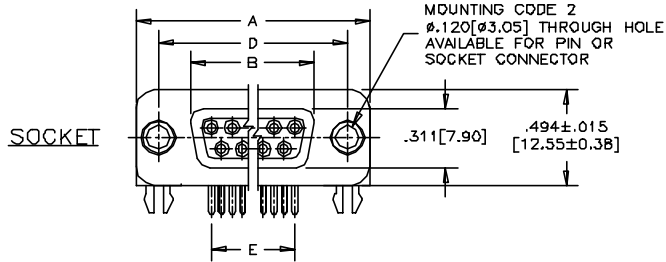
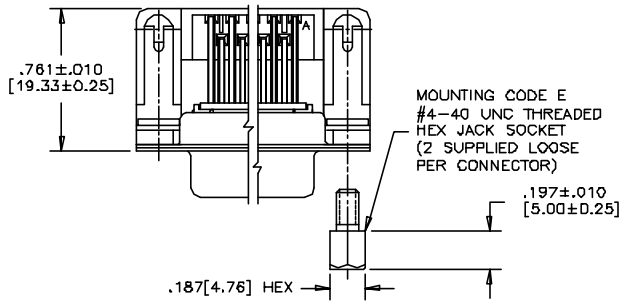
REVISIONS				
SYM	ZONE	ECN, ERN NO.	DATE	APPRD.
B		PRODUCT DRAWING	00/03/02	K.L.

THIS IS A CAD DRAWING. DO NOT MANUALLY REVISE!

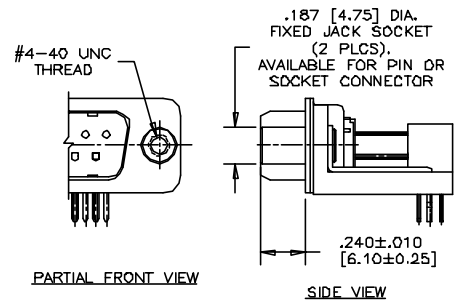
ORDERING CODE: FCC17 - E09PC - 440G

SERIES _____
SIZE/NUMBER OF CONTACTS
 E09, A15, B25, OR C37
CONNECTOR STYLE
 P=PIN
 S=SOCKET
TERMINATION TYPE
 C=.590" [14.99] FOOTPRINT
MOUNTING
 2=.120 [3.05] DIA THROUGH HOLE
 3=#4-40 UNC SELF-LOCKING THREAD
 4=#4-40 UNC THREAD
 6=M3 x 0.5 THREAD
 E=CODE 4 MOUNTING WITH #4-40 UNC
 HEX JACK SOCKET SUPPLIED.
 F=#4-40 UNC THREAD
 Ø.187 [Ø4.75] FIXED JACK SOCKET

CONTACT FINISH/GOLD THICKNESS
 NO DIGIT-STANDARD 15 MICROINCHES [0.38 MICRONS] GOLD
 G=50 MICROINCHES [1.27 MICRONS] GOLD
MODIFIER
 0=STANDARD
FILTER CAPACITANCE
 D=50 pF 5=1000 pF
 O=180 pF E=2200 pF
 1=470 pF 9=5600 pF
 4=820 pF 8=47000 pF
 REFER TO AMPHENOL
 CATALOGUE FOR FILTER
 PERFORMANCE CHARACTERISTICS



CODE "F" MOUNTING OPTION



NOTES:

1. MATERIALS: - SHELLS - TIN PLATED STEEL
 - CONTACTS - PHOSPHOR BRONZE PLATED WITH GOLD OVER NICKEL ON THE MATING AREA AND TIN-LEAD ON THE TERMINALS
 - INSULATOR - ENGINEERING THERMOPLASTIC, FLAMMABILITY RATING UL94V-0, BLACK.
2. CONTACT RESISTANCE: 15 MILLIOHMS MAXIMUM.
3. INSULATION RESISTANCE: 3000 MEGOHMS MINIMUM
4. CURRENT RATING: 5 AMPS MAXIMUM
 2 AMPS FILTERING MAXIMUM
5. OPERATING TEMPERATURE: -40°C TO 85°C.
6. TOLERANCE, UNLESS INDICATED OTHERWISE, ±.005 [0.13].

SIZE	STYLE	A±.015 [0.38]	B±.005 [0.13]	C±.005 [0.13]	D±.005 [0.13]	E BSC.
E09	PIN	1.213 [30.81]	-----	.666 [16.92]	.984 [24.99]	.432 [10.97]
	SOCKET	-----	.643 [16.33]	-----	-----	-----
A15	PIN	1.541 [39.14]	-----	.994 [25.25]	1.312 [33.32]	.756 [19.20]
	SOCKET	-----	.971 [24.66]	-----	-----	-----
B25	PIN	2.088 [53.04]	-----	1.534 [38.96]	1.852 [47.04]	1.304 [33.12]
	SOCKET	-----	1.511 [38.38]	-----	-----	-----
C37	PIN	2.729 [69.32]	-----	2.182 [55.42]	2.500 [63.50]	1.956 [49.66]
	SOCKET	-----	2.159 [54.84]	-----	-----	-----

MATERIAL	DRAWN I.ESSAJEE	DATE 06/01/19
	DESIGNED K.LAMBIE	DATE 06/01/18
FINISH	CHECKED	
	I. E. APPRD.	
SCALE N.T.S.	Q. A. APPRD.	
	DWG. APPRD.	
SURF.	ENG. REL. NO.	
	REF.	
SHEET 7 OF 7	DIMENSIONS ARE IN INCHES [mm]	CODE ID. NO. 03554

Amphenol Canada Corp.

TITLE FCC17 FILTERED D-SUB, RIGHT ANGLE .590" [14.99] F/P, PIN & SOCKET - PLASTIC MTG. BRACKET & BOARDLOCK

DWG. DRAWING NO. P-FCC17-XXXXC-XXOX REV. B

THIS DOCUMENT CONTAINS PROPRIETARY INFORMATION AND SUCH INFORMATION MAY NOT BE DISCLOSED TO OTHERS FOR ANY PURPOSE OR USED FOR MANUFACTURING PURPOSES WITHOUT WRITTEN PERMISSION FROM AMPHENOL CANADA CORP.