

REVISIONS			
REV	REN	DESCRIPTION	DATE APPROVED
V		BASOMER GASKET OPTION ADDED	SEP 10/09 ZLJ
Z		DESIGN ADDED	DAN 10/10 ZLJ

FS1 - S01 - 1XXX

MOUNTING SCREW OPTION

- 1 = 8 mm MOUNTING SCREW SHIPPED BULK IN SAME TRAYS WITH CAGE ASSEMBLIES
- 2 = NO MOUNTING SCREW SUPPLIED
- 3 = 10 mm MOUNTING SCREW WITH LOCK WASHER SHIPPED BULK IN SAME TRAYS WITH CAGE ASSEMBLIES

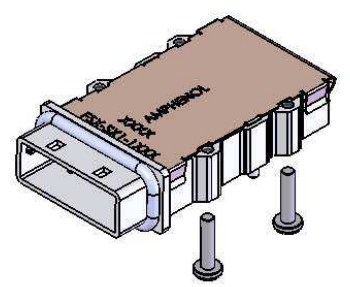
GASKET OPTION

- E = STAINLESS STEEL EMIGASKET
- F = FOAM, CHOMERIC'S SOFTSHIELD 4800, EMIGASKET
- C = CONDUCTIVE ELASTOMER, CHOMERIC'S S6305

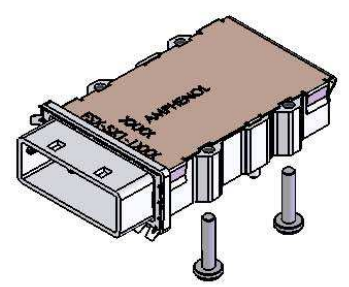
KEYING OPTION (SEE BELOW TABLE FOR FURTHER CLARIFICATION)

- 0 = NO KEY
- 1 = KEY # 1
- 2 = KEY # 2
- 4 = KEY # 4
- 5 = KEY # 5
- 6 = KEY # 6
- 7 = KEY # 7
- 2,4 = KEY # 2 AND # 4
- 4,6 = KEY # 4 AND # 6

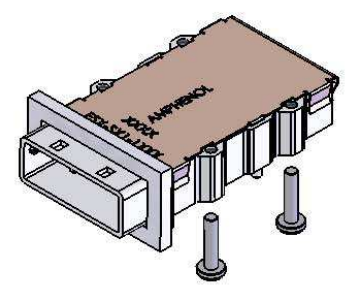
Option	Part Number	Description
0	FS1-S01-10XX	No Key
1	FS1-S01-11XX	SATA 'X' Cable
2	FS1-S01-12XX	
4	FS1-S01-14XX	SAS Universal Port
5	FS1-S01-15XX	
6	FS1-S01-16XX	
7	FS1-S01-17XX	SATA 'M' Cable
2,4	FS1-S01-124X	SAS Out Port
4,6	FS1-S01-146XX	SAS In Port



PARTNUMBER: FS1-S01-14C1 SHOWN
(CAGE ASSEMBLY WITH ELASTOMERIC GASKET AND 8mm MOUNTING SCREWS SHIPPED BULK)



PARTNUMBER: FS1-S01-14E1 SHOWN
(CAGE ASSEMBLY WITH STAINLESS STEEL GASKET AND 8mm MOUNTING SCREWS SHIPPED BULK)



PARTNUMBER: FS1-S01-14F1 SHOWN
(CAGE ASSEMBLY WITH FOAM GASKET AND 8mm MOUNTING SCREWS SHIPPED BULK)

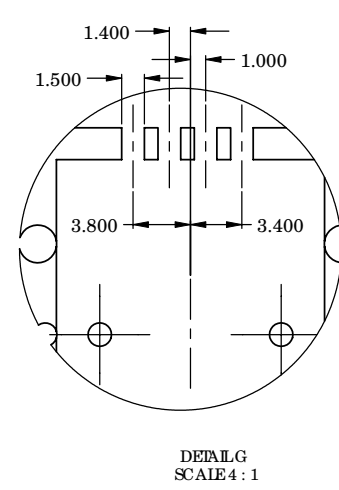
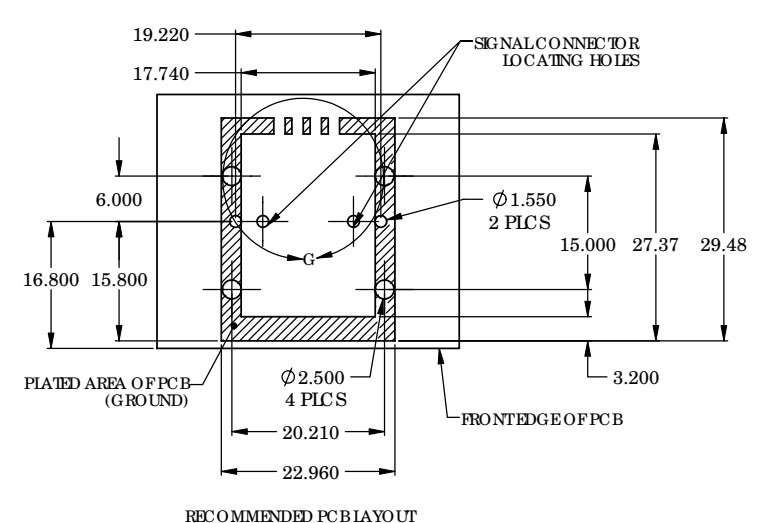
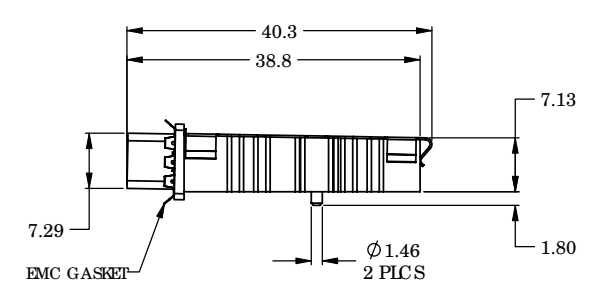
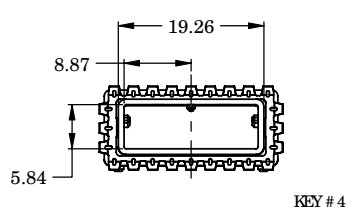
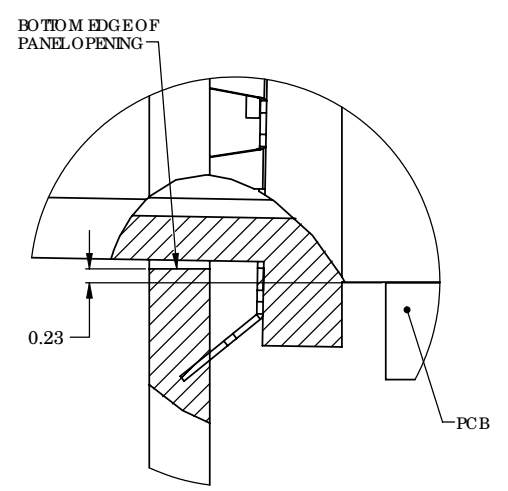
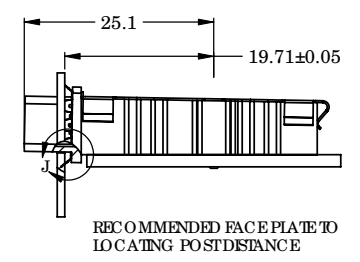
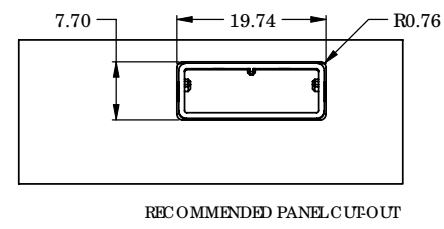
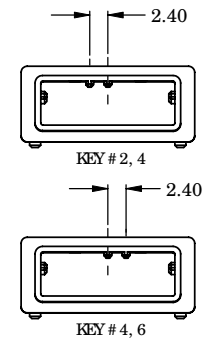
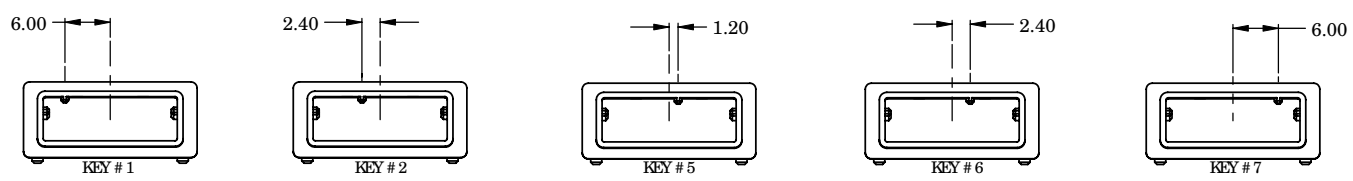
DO NOT SCALE DRAWING

THIS DOCUMENT CONTAINS PROPRIETARY INFORMATION AND SUCH INFORMATION MAY NOT BE DISCLOSED TO OTHERS FOR ANY PURPOSE OR USED FOR MANUFACTURING PURPOSES WITHOUT PERMISSION FROM AMPHENOL CANADA CORP.



UNLESS OTHERWISE SPECIFIED DIMENSIONS ARE IN MILLIMETERS		APPROVALS		DATE		Amphenol Canada Corp.	
DRWNO:	EAR 123XX	DRWNS:	ZLJ	NOV 10/08			
DRWREV:	03554	DRWAPPD:	ZLJ	NOV 10/08			
		SCALE:	NIS	PROJ:	P-FS1-S01-1XXX	REV:	Z
				HEET:	MINISAS 1 DEGREE SINGLE PORT CAGE		1 OF 2

REVISIONS			
REV	REN	DATE	APPROVED
V		SEP 15/09	ZLJ
Z		DAN 14/10	ZLJ
		SEP-SHEET 1	
		SEP-SHEET 1	



NOTES

1) MATERIAL

MAIN CAGE ZINC DIECAST SHELL WITH 150 MICRO INCHES OF NICKEL PLATING

EMC GASKET SEE SHEET 1

COVER STAINLESS STEEL

MOUNTING SCREW: A5I 1010 STEEL

2) ROHS COMPLIANT



UNLESS OTHERWISE SPECIFIED DIMENSIONS ARE IN MILLIMETERS	APPROVALS	DATE	Amphenol Canada Corp.
DECIMALS ANGLES	DRAWN ZLJ	NOV 10/08	
FRACTIONS ANGLES	CHECKED ZLJ	NOV 10/08	MINISAS 1 DEGREE SINGLE PORT CAGE
XXX ± 0.25 ± 2°	QA APP'D		
XXX ± 0.10	ENG. NO. FAR 123XX	SCALE NTS	REV Z
XXX ± 0.05	DWG APP'D	PROJ. SFF	SHEET 2 OF 2
MATERIAL FINISH	03554		

DO NOT SCALE DRAWING

THIS DOCUMENT CONTAINS PROPRIETARY INFORMATION AND SUCH INFORMATION MAY NOT BE DISCLOSED TO OTHERS FOR ANY PURPOSE OR USED FOR MANUFACTURING PURPOSES WITHOUT PERMISSION FROM AMPHENOL CANADA CORP.