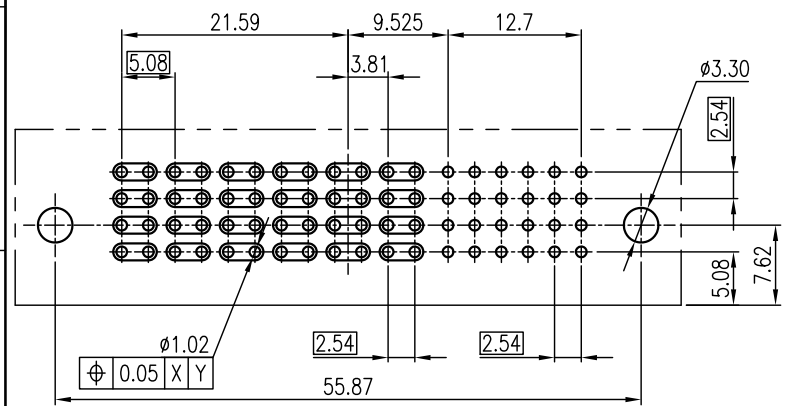
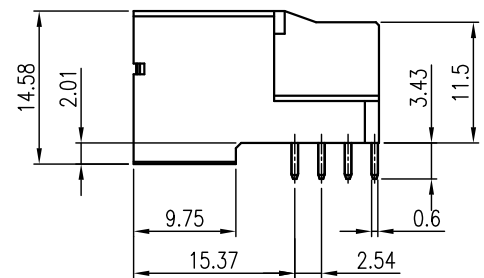
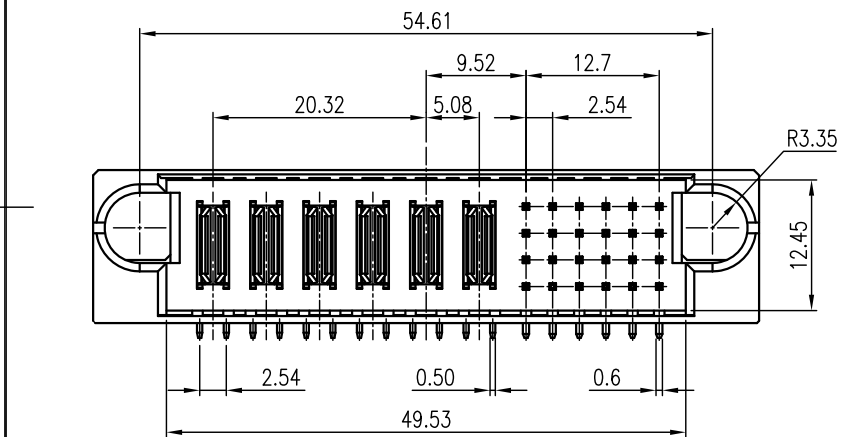
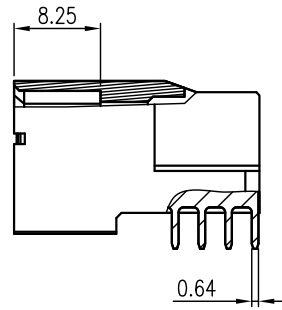
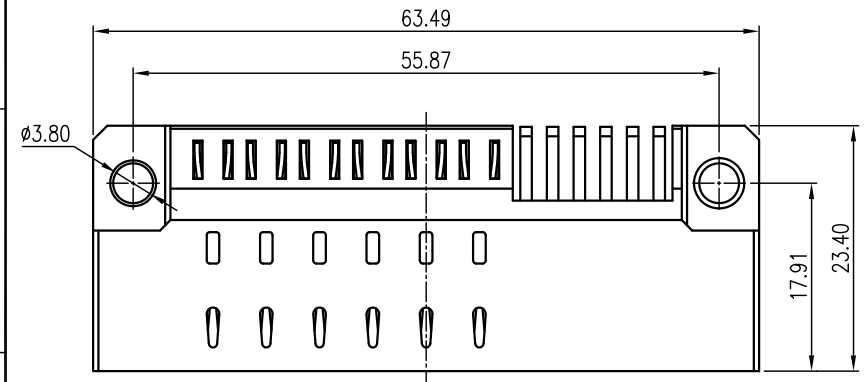


This document is the property of Amphenol Corporation and is delivered on the express condition that is not to be disclosed, reproduced or used, in whole or in part, for manufacture or sale by anyone other than Amphenol Corporation without its prior consent, and that no right is granted to disclose or to use any information in this document.

The marking on this product doesn't contain environmental hazardous materials per Material Specification 55-00259 for Sony GP compliant or per directive 2002/95/EC for RoHS compliant.

REVISIONS				
SYM	ECN No.	DESCRIPTION	DATE	APPROVED
AX1		NON-RELEASE REVISION	05/09/2011	Arron Lin



NOTES:

- MATERIAL:**
HOUSING: HIGH TEMPERATURE THERMAL PLASTIC, LCP, UL94V-0, COLOR: BLACK.
SPACE: HIGH TEMPERATURE THERMAL PLASTIC, LCP, UL94V-0, COLOR: BLACK.
SIGNAL TERMINAL: COPPER ALLOY.
POWER TERMINAL: COPPER ALLOY.
- FINISH:**
TERMINAL:
CONTACT AREA: SECTIVE GOLD PLATING ;
SOLDERING AREA: MATTE TIN PLATING 100 μ" THICKNESS MIN.;
UNDER PLATING: NICKEL PLATING 50 μ" THICKNESS MIN. OVERALL.
- PACKING IS PER AMTA PACKING SPECIFICATION PKS-0001.
- THIS PRODUCT DOESN'T CONTAIN ENVIRONMENTAL HAZARDOUS PER DIRECTIVE 2002/95/EC FOR RoHS COMPLIANT.

P/N: G20M2030 X OHR
CONTACT FINISH
0: PD/Ni 27u"+Au 3u"

**PRELIMINARY RELEASE
SUBJECT TO CHANGE**

TOLERANCE		APPROVALS		DATE	TITLE		Amphenol®						
X.		DRAWN	Debby Hung	05/09/2011	POWER CONNECTOR		Amphenol Corporation						
X.X	±0.30	CHECKED	Roger Tsai	05/09/2011	6P24S MALE R/A DIP TYPE		Amphenol Taiwan Corporation						
X.XX	±0.20	APPROVED	Arron Lin	05/09/2011		UNIT	mm	SIZE	A3	PART No.	G20M2030XOHR		
X.XXX	±0.10	DWG TYPE	CUST DWG	PROJECT CODE		BHD	SCALE	NA	SHEET	1 OF 1	DWG No.	G20M2030XOHR	REV.
ANGULAR	±1°	UNLESS OTHERWISE SPECIFIED											

RECOMMEND PCB LAYOUT