

TECHNICAL DATA

" D " SUBMINIATURE CONNECTORS

SHELL : Steel
Finish : tinned

BODY : Glass filled thermoplastic
Flame retardant to UL 94 V-0
Colour : black

CONTACTS Material for sockets : brass
Material for pins brass
Finish of contact mating area :
20µ inch Gold over Nickel

ELECTRICAL Voltage rating : 300 V Rms to 50Hz
Nominal current : 7,5 A (size20)
Voltage proof : >1000 V Rms to 50 Hz
Contact resistance : <8,5m Ohms
Insulator resistance : >5000 M Ohms.

CLIMATIC Temperature range : -55°C +85°C
Damp heat 21 days (40°C - 95 ± RH)

MECHANICAL Insertion force per contact : 1,2N < F < 2,5 N
Extraction force per contact : 0,4 N mini

Mating and unmating force size
E 30N maxi 3,5N mini
A 50N maxi 4,5N mini
B 83N maxi 8,0N mini
C 123N maxi 11,0N mini
D 166N maxi 14,5N mini

(With or without dimples)

MARKING Amphentol -(serie number)
Commercial reference
Manufacturing date

L 777D E 09 S

L = Range

777 Tinned Shell
777 Tinned shell with DIMPLES
nonobios dielectric

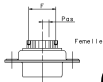
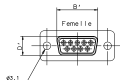
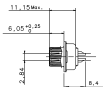
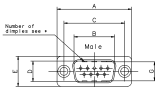
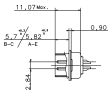
Shell size :
E-A-B-C-D

Mounting type

Configuration :
09-15-25-37-50

contact type :
Solder cap

Contact type : S = female
P = male



WITH SHELL	A	B'	B	C	D'	D	E	F 40,05	Pas	G	+
A	10,98	2,74	7,62	2x3	10,98	2,74	7,62	2x3			
E	19,20	2,74	7,62	2x5	19,20	2,74	7,62	2x5			
B	33,12	2,76	7,62	2x8	33,12	2,76	7,62	2x8			
C	49,68	2,76	7,62	2x12	49,68	2,76	7,62	2x12			
D	44,20	2,76	10,5	2x12	44,20	2,76	10,5	2x12			

Amphenol Socapex
Usine de Dole

SCHEM. 1-14

PLAN NOTICE

Creation plan: 09/10/09

IND. MODIFICATION DATE: 09/10/09

N° SERIE 017F

DESIGNATION

L*7D****

ORGANISATION ET UTILISATION RESERVES SANS ASSURANCE