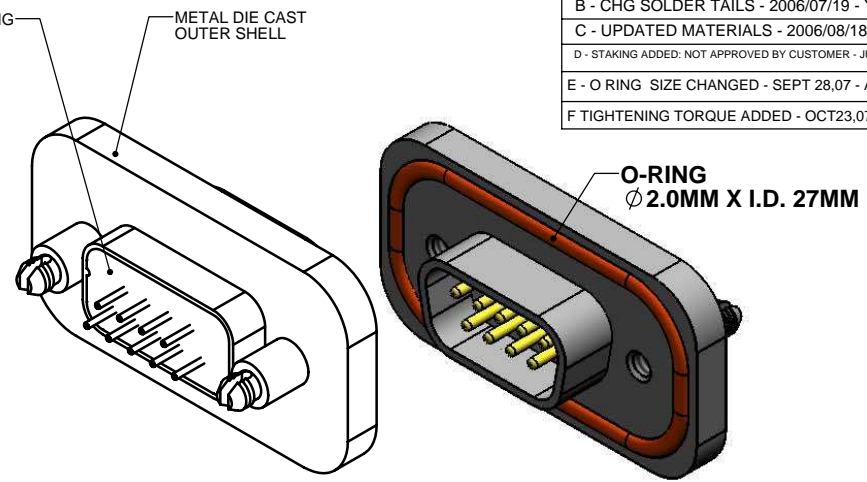
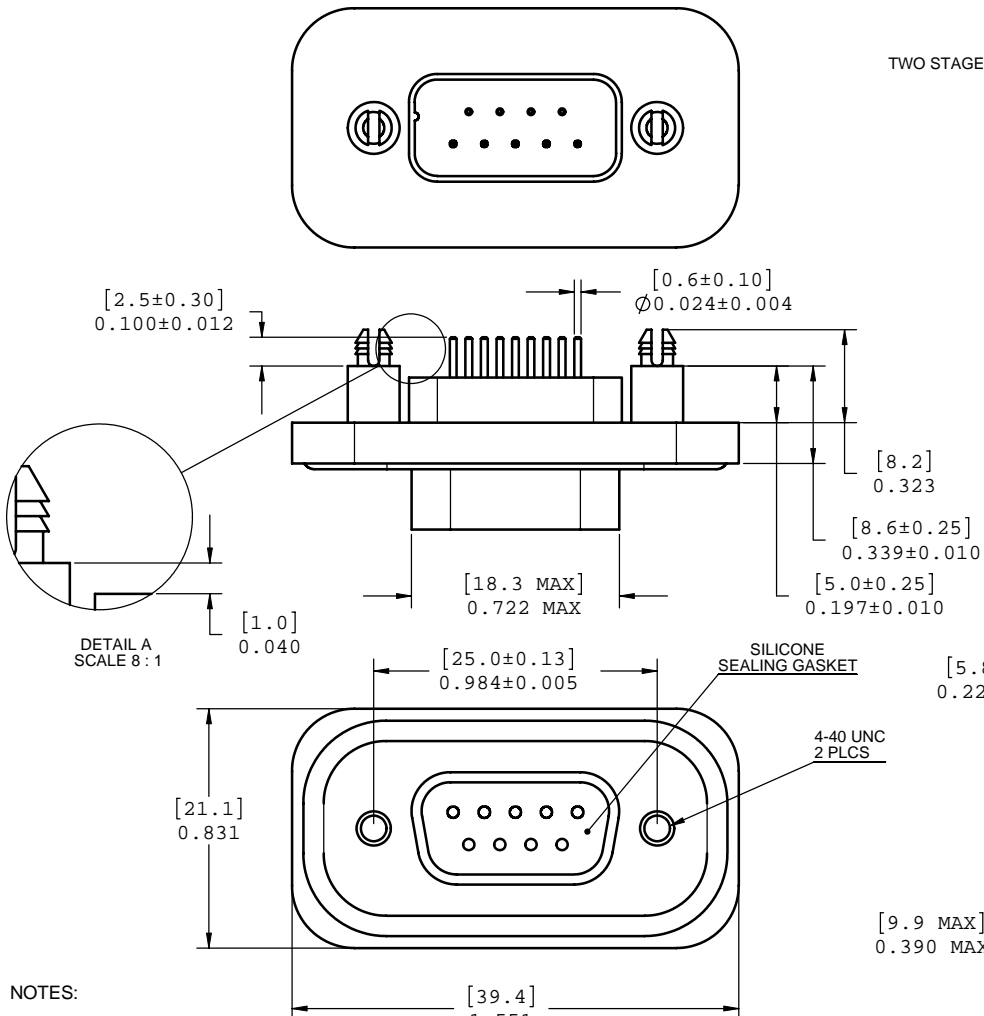
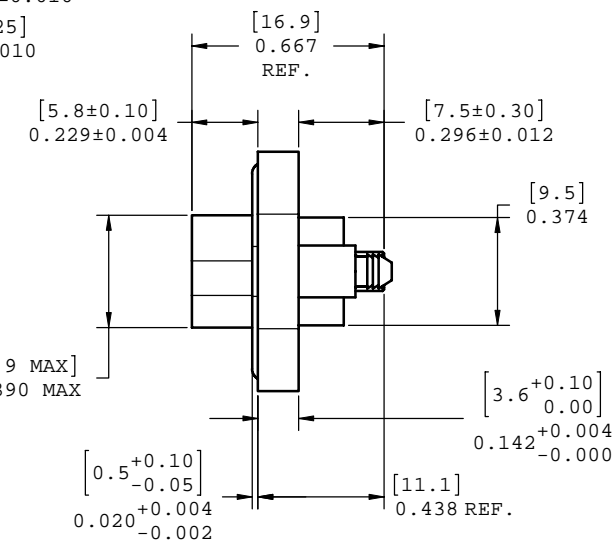


REV - DESCRIPT - DATE - APPRVD
A - UPDATED NOTES - 2006/06/16 - YK.
B - CHG SOLDER TAILS - 2006/07/19 - YK.
C - UPDATED MATERIALS - 2006/08/18 - YK.
D - STAKING ADDED: NOT APPROVED BY CUSTOMER - JUNE 16,07
E - O RING SIZE CHANGED - SEPT 28,07 - A.G.
F TIGHTENING TORQUE ADDED - OCT23,07-A.G.



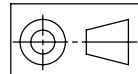
- NOTES:
- MATERIAL:
    - SHELL: ZINC ALLOY 50 MICRO INCH MINIMUM NICKEL PLATING.
    - CONTACTS: COPPER ALLOY 30 MICRO INCH GOLD OVER 50 MICRO INCH NICKEL PLATING.
    - INSULATOR: THERMOPLASTIC POLYESTER RESIN (DSM) 94V-0 FLAMMABILITY RATING.
    - GASKETS: SILICONE RUBBER S7001R, 70 DUROMETER.
    - SEALING COMPOUND: STYCAST 2651 WITH CATALYST 11
  - FEATURES: SEALED CONNECTOR IN THE MATED AND UNMATED CONDITIONS.
  - OPERATING TEMPERATURE: -40°C TO +105°C.
  - ENVIRONMENT PERFORMANCE: IP67.
  - PART IS RoHS COMPLIANT.
  - REAR SEAL TO WITHSTAND TEMPERATURE EXPOSURE OF SOLDER BATH 265°C FOR 8 SEC & SOLDER PREHEAT 150°C FOR 180.
  - SEALED TO WITH PRESSURE UP TO 5 PSI AFTER HIGH TEMPERATURE EXPOSURE.
  - RECOMMENDED TORQUE FOR SCREW TIGHTENING:
    - STEEL SCREW WITH MORE THAN.090" OF THREAD ENGAGEMENT: 4.0 TO 5.75 IN-LBS
    - BRASS SCREW : 3.1 TO 4.5 IN-LBS



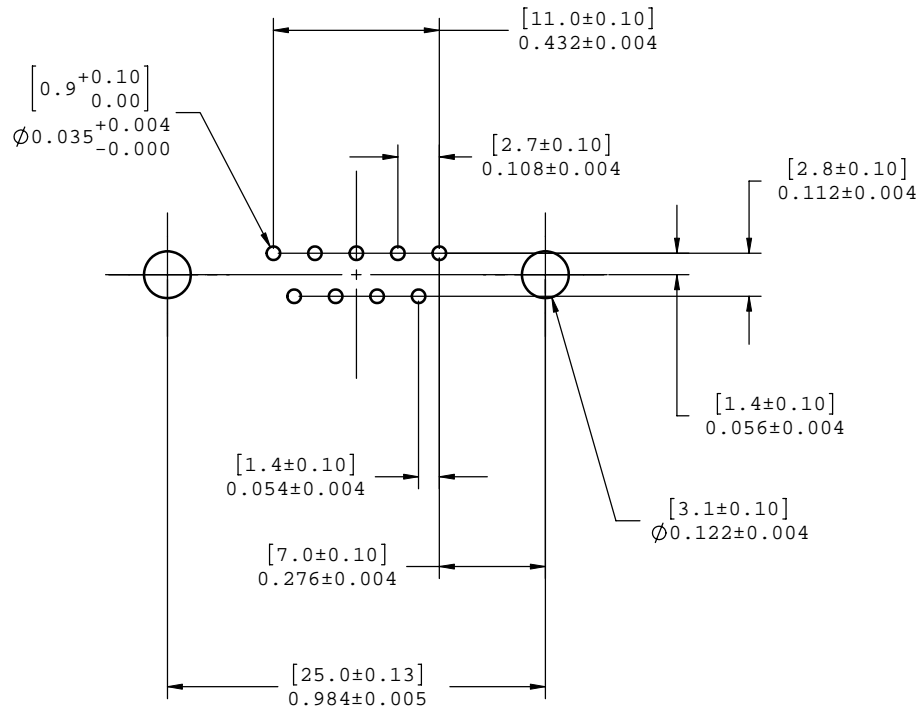
AMPHENOL PART NUMBER: **MDB-E09PE-860**



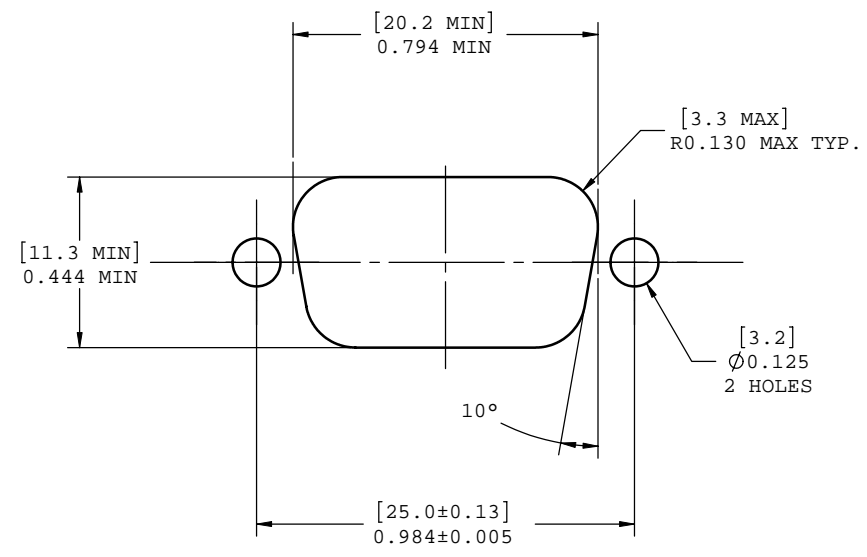
UNLESS OTHERWISE SPECIFIED DIMENSIONS ARE IN MILLIMETER TOLERANCES ARE: DECIMALS .XX ±.10 .X ±.25 ANGLES ±1°	APPROVALS	DATE	<b>Amphenol Canada Corp.</b>		
	DRAWN Y.KUZYK	2006/07/24			
MATERIAL AND FINISH	DESIGNED S.SEMENOV	2006/07/24	TITLE <b>09 PIN CONNECTOR</b>		
	CHECKED				
REF.	QA APP'D		SIZE C	DWG. NO. P-MDB-E09PE-860	REV. F
	CODE IDENT. NO.		SCALE 3:1	PROJECT MDB	SHEET 1 OF 2
	IE APP'D				
	DWG APP'D	2006/07/24			



REV - DESCRIPT - DATE - APPRVD



PCB LAYOUT



EXISTING PANEL CUTOUT

DO NOT SCALE DRAWING  
 THIS DOCUMENT CONTAINS PROPRIETARY INFORMATION AND SUCH INFORMATION MAY NOT BE DISCLOSED TO OTHERS FOR ANY PURPOSE OR USED FOR MANUFACTURING PURPOSES WITHOUT PERMISSION FROM AMPHENOL CANADA CORP.



UNLESS OTHERWISE SPECIFIED DIMENSIONS ARE IN MILLIMETER TOLERANCES ARE:		APPROVALS		DATE		<b>Amphenol Canada Corp.</b>	
DECIMALS .XX ±.10 .X ±.25		ANGLES ± 1°		DRAWN Y.KUZYK			
MATERIAL AND FINISH		DESIGNED S.SEMENOV		2006/07/24		TITLE 09 PIN CONNECTOR	
		CHECKED				SIZE C	
REF.		QA APP'D				DWG. NO. P-MDB-E09PE-860	
		IE APP'D				REV. F	
CODE IDENT. NO.		DWG APP'D		2006/07/24		SCALE 4:1	
						PROJECT MDB	
						SHEET 2 OF 2	

