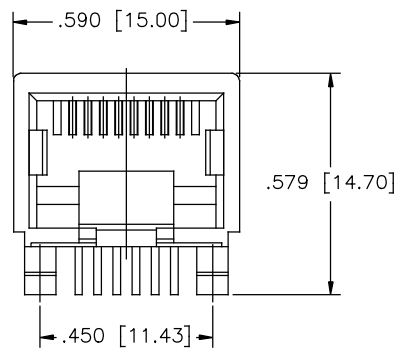
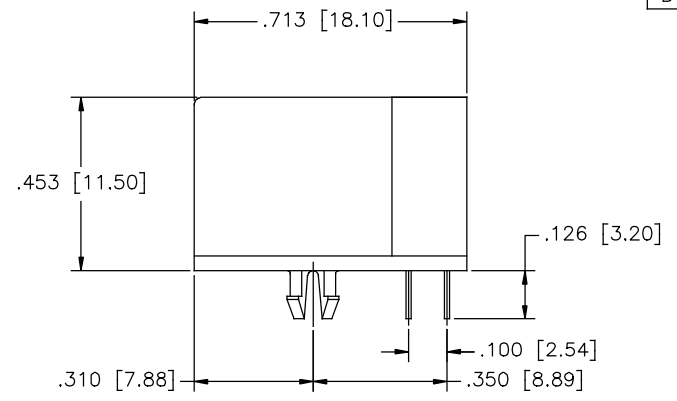


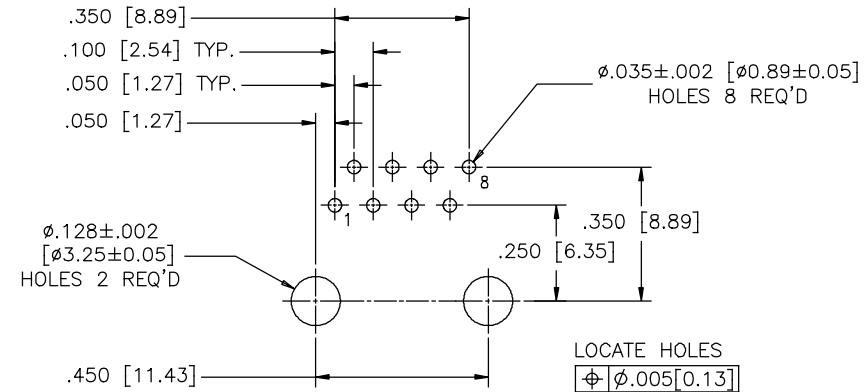
REVISIONS			
REV	DESCRIPTION, ECN, EAR NO.	DATE	APP'D
A	PROPOSAL	25/01/06	L.CHAN
B	CORRECT DRAWING	MAY.9/14	



FRONT VIEW



SIDE VIEW



RECOMMENDED P.C.B. LAYOUT  
(COMPONENT SIDE OF BOARD)

LOCATE HOLES  
 $\phi \phi.005 [0.13]$   
 POSITION DIMENSIONS  
 ARE BASIC



MATERIALS:

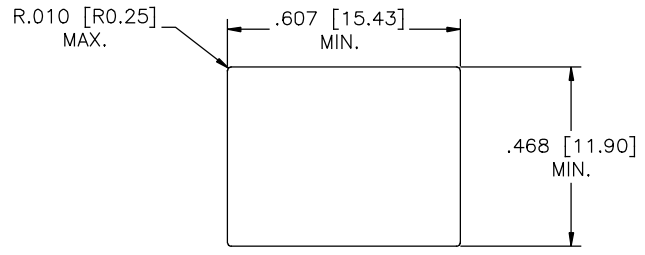
PLASTIC HOUSING: ENGINEERING THERMOPLASTIC  
 FLAMMABILITY RATING UL94V-0. COLOUR, BLACK.

CONTACTS:

PHOSPHOR BRONZE  
 PLATING: REFER TO PART NUMBER FOR GOLD  
 THICKNESS ON MATING SURFACES.  
 50  $\mu$ " [1.27 MICRONS]  
 MIN. NICKEL UNDERPLATE.  
 100  $\mu$ " [2.54 MICRONS]  
 MIN. MATTE-TIN OR GOLD FLASH  
 ON CONTACT TAILS.

AMPHENOL PART NUMBER: RJE05-188-0X10

GOLD PLATING  
 1 = 6  $\mu$ INCH  
 2 = 15  $\mu$ INCH  
 3 = 30  $\mu$ INCH  
 4 = 50  $\mu$ INCH



RECOMMENDED PANEL CUTOUT

UNLESS SPECIFIED OTHERWISE	DRAWN CHIGOW	25/01/06	Amphenol Canada Corp.	
PRIMARY UNITS INCHES	CHECKED L.CHAN	25/01/06	www.amphenolcanada.com	
SECONDARY MILLIMETERS	M.E. APP'D		RJE05 SERIES MODULAR JACK, 8 POSITION, 8 CONTACTS, UNSHIELDED ULTRA LOW PROFILE - RoHS COMPLIANT	
REFERENCE IN PARENTHESES	Q.A. APP'D		DWG NO.	P-RJE05-188-0X10
1 DECIMAL PLACE	DWG APP'D		REF.	
2 DECIMAL PLACES	ENG. REL. NO.		THIRD ANGLE PROJECTION	
3 DECIMAL PLACES $\pm 0.015$			DO NOT SCALE DRAWING	
ANGULAR DEGREES $\pm 1.5'$			CODE ID NO. 03554	DWG SIZE
			SCALE	SHEET 1 OF 1