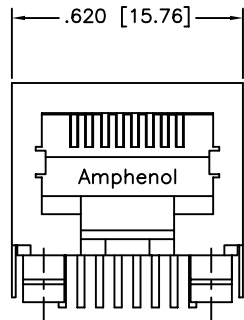
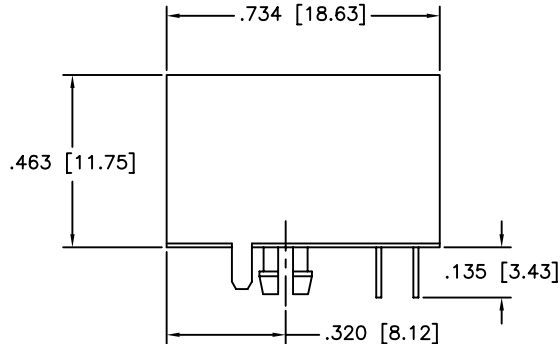


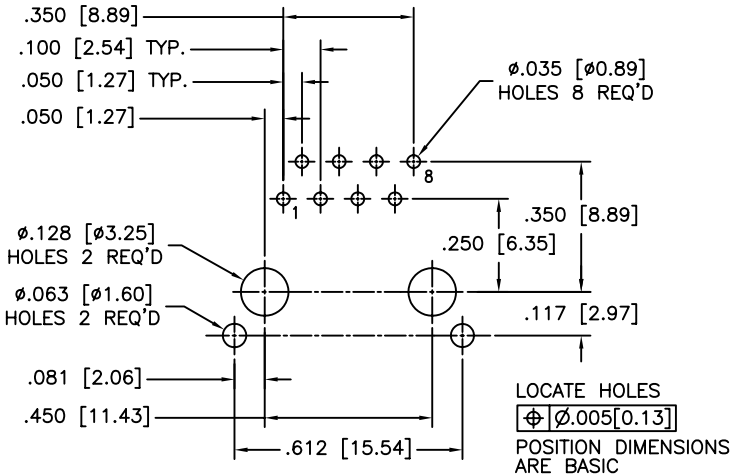
REVISIONS				
SYM	ZONE	ECN, ERN NO.	DATE	APPRD.
A		PROPOSAL	25/01/06	L.C.



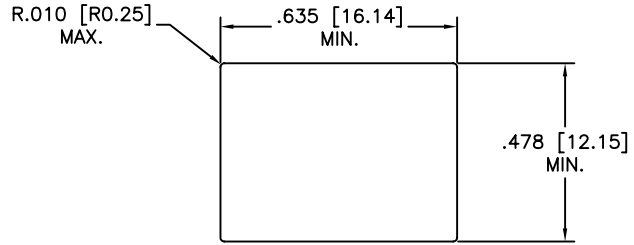
FRONT VIEW



SIDE VIEW



RECOMMENDED P.C.B. LAYOUT
(COMPONENT SIDE OF BOARD)



RECOMMENDED PANEL CUTOUT

MATERIALS:

PLASTIC HOUSING: ENGINEERING THERMOPLASTIC
FLAMMABILITY RATING UL94V-0.

CONTACTS:

PHOSPHOR BRONZE
PLATING: REFER PART NUMBER FOR GOLD
THICKNESS ON MATING SURFACES.
50 μ " [1.27 MICRONS]
MIN. NICKEL UNDERPLATE.
100 μ " [2.54 MICRONS]
MIN. MATTE TIN ON CONTACT TAILS.

SHIELD:

COPPER ALLOY
PLATING: NICKEL

PART NUMBER: RJE05-188-1X10

GOLD PLATING
1 = 6 μ INCH
2 = 15 μ INCH
3 = 30 μ INCH
4 = 50 μ INCH

THIS DOCUMENT CONTAINS PROPRIETARY INFORMATION AND SUCH INFORMATION MAY NOT BE DISCLOSED TO OTHERS FOR ANY PURPOSE OR USED FOR MANUFACTURING PURPOSES WITHOUT WRITTEN PERMISSION FROM AMPHENOL CANADA CORP.

DRAWN <i>Chigow</i>	DATE 25/01/06	Amphenol Canada Corp.		
DESIGNED				
CHECKED <i>LCHAN</i>	DATE 25/01/06	TITLE RJE05 SERIES MODULAR JACK, 8 POSITIONS, 8 CONTACTS, SHIELDED, ULTRA LOW PROFILE-RoHS COMPLIANT		
I. E. APPRD.		DWG	DRAWING NO.	REV.
Q. A. APPRD.			P-RJE05-188-1X10	A
DWG. APPRD.				
ENG. REL. NO.		SCALE	WT. -----	SURF. -----
REF.		DIMENSIONS ARE IN mm	CODE ID. NO. 03554	SHEET 1 OF 1