

PS150A24 Power Supply

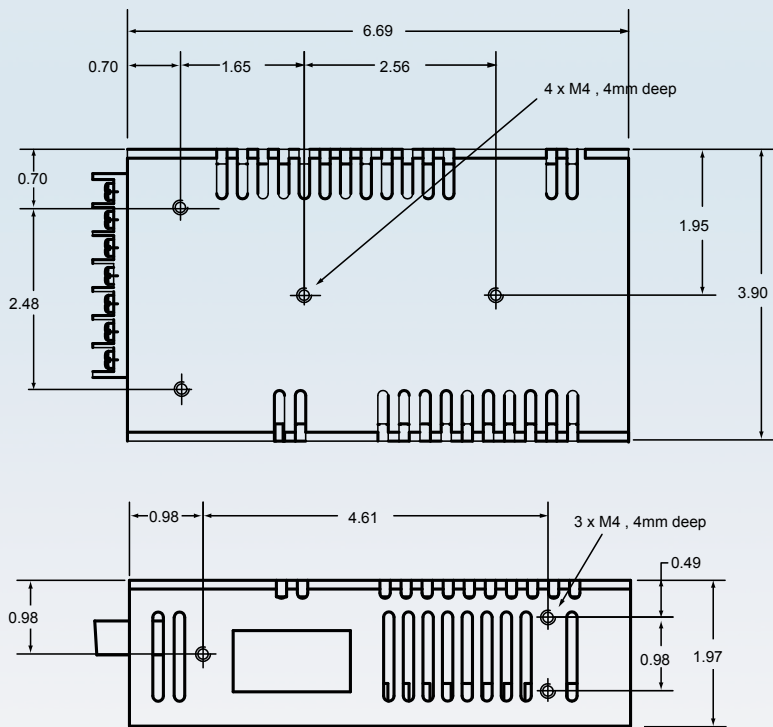
150W/24V with PFC Function



Features

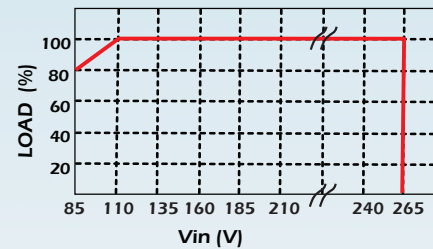
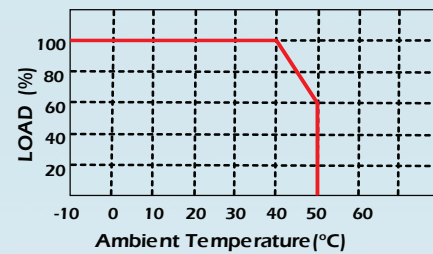
- Universal input voltage range (85-265VAC)
- Built-in active PFC filter, PF>0.95, conforms to EN61000-3-2
- Safety approvals: UL, TUV, CB, CE
- EMI: Conforms to EN55011-B, EN55022-B, FCC-B, CISPR22-B
- EMS: Conforms to EN61000-4-2,3,4,5,6,8,11
- LED power indicator
- 24V output, manually adjustable output voltage (+/-10%)
- Peak current for motor application
- 100% full load burn-in tested, high performance, high reliability
- Compact size, 15% smaller than conventional products
- RoHS compliant
- Protections: Short circuit, overload, over voltage

Dimensions

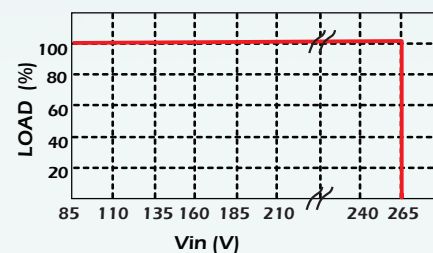
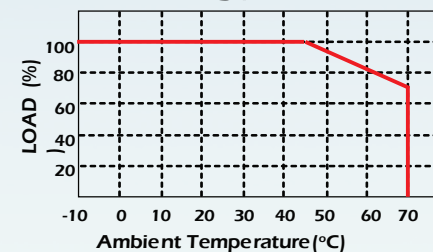


Performance

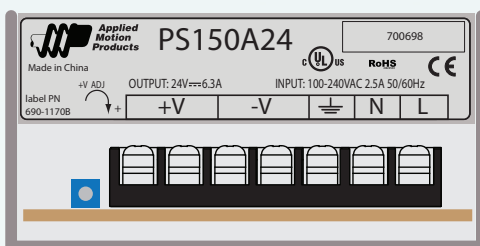
Output Derating Curves Convection Cooling



Forced Air Cooling (ventilation : 18CFM)



Connections



Specifications

SPECIFICATION		VALUE
NOMINAL OUTPUT VOLTAGE	V	24
MAXIMUM OUTPUT CURRENT	A	6.3
PEAK OUTPUT CURRENT	A	9.5
MAXIMUM OUTPUT POWER	W	151.2
EFFICIENCY (TYP)	(115/230VAC) (* 1)%	81/84
INPUT VOLTAGE RANGE		85 ~ 265VAC (47-63Hz) or 120 ~ 370VDC
INPUT CURRENT (TYP)	(115/230VAC) (* 1)A	1.8 / 0.9
INRUSH CURRENT (TYP)		20A at 115VAC, 40A at 230VAC, Ta=25 °C, Cold Start
HARMONIC CURRENT		Compliant to EN61000-3-2
POWER FACTOR (TYP)	(115/230VAC) (* 1)	0.99 / 0.95
OUTPUT VOLTAGE RANGE	V	21.6~26.4
RIPPLE AND NOISE	(115/230VAC) (* 1, 2) mV	150
LINE REGULATION	(* 2) mV	96
LOAD REGULATION	(* 2) mV	120
TEMPERATURE COEFFICIENT		Less than 0.02%/°C
OVER CURRENT PROTECTION	(* 3) A	6.6 ~ 9.7
OVER VOLTAGE PROTECTION	(* 4) V	27.6~32.4
HOLD-UP TIME (TYP)	(115/230VAC) (* 1)	20ms
LEAKAGE CURRENT		0.75mA Max, 0.25mA(Typ) at 115VAC / 0.5mA(Typ) at 230VAC
SERIES OPERATION		Yes
OPERATING TEMPERATURE	(* 5)	-10 ~ +50/+70 °C (Refer to Output Derating Curves)
OPERATING HUMIDITY		20 ~ 90 %RH (Non Condensing)
STORAGE TEMPERATURE		-30 ~ +85°C
STORAGE HUMIDITY		10 ~ 95%RH (No Condensation)
COOLING METHOD		Convection cooling or Forced air cooling
WITHSTAND VOLTAGE		Input - Output : 3.0kVAC (20mA), Input - FG : 2.0kVAC (20mA) Output - FG : 500VAC (20mA) for 1min.
ISOLATION RESISTANCE		More than 100 MΩ at Ta=25°C and 70%RH, Output - FG : 500VDC
VIBRATION		At Non Operation, 10 - 55Hz, 10min. 1 Cycle , 19.6m/s ² Constant, X, Y, Z 1 Hour each
SAFETY		Pending, UL60950-1, CSA60950-1, EN60950-1
EMI		Compliant to FCC-Class B, EN55011/EN55022-B,CISPR22 Class B
EMS IMMUNITY		Compliant to EN61000-4-2,-3,-4,-5,-6,-8,-11
WEIGHT (TYP)	Lb (g)	1.366 (620)
DIMENSION	inch (mm)	1.97" x 3.89" x 6.7" (50 x 99 x 170)

- * 1. At maximum output power, nominal input voltage, Ta = 25 °C.
- * 2. Ripple & noise are measured at bandwidth of 20MHz by using a 12" twisted pair-wire terminated with a 0.1uF & 47uF parallel capacitor.
- * 3. Constant current limit with automatic recovery. Avoid operating at overload or with dead short for more than 60 seconds.
- * 4. Shuts down output voltage. Requires manual reset of AC power.
- * 5. Refer to output derating curves (page 1) for details.

DISTRIBUTED BY: