

PS320A48 Power Supply

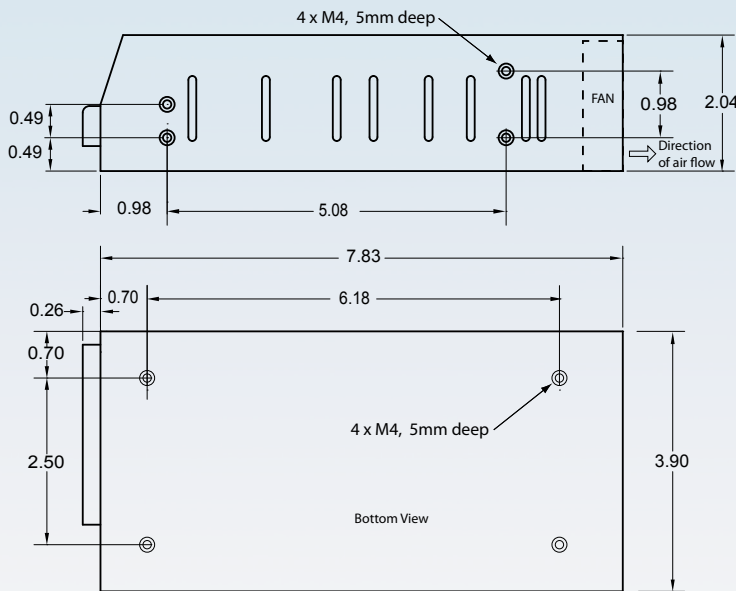
320W/48V with PFC Function



Features

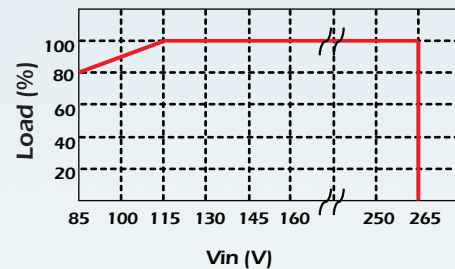
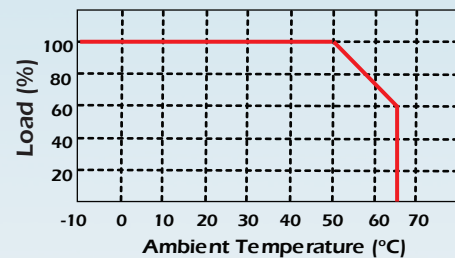
- Universal input voltage range (85-265VAC)
- Built-in active PFC filter, PF>0.95, conforms to EN61000-3-2
- Safety Approvals: UL, TUV, CB, CE
- EMI: Conforms to EN55011-B, EN55022-B, FCC-B, CISPR-22-B
- EMS: Conforms to EN61000-4-2,3,4,5,6,8,11
- LED power indicator
- 48V output, manually adjustable output voltage +/-10%
- Peak current for motor application
- 100% full load burn-in tested, high performance, high reliability
- Compact size, 15% smaller than conventional products
- RoHS compliant
- Protection: Short circuit, overload, over voltage
- Built-in fan

Dimensions

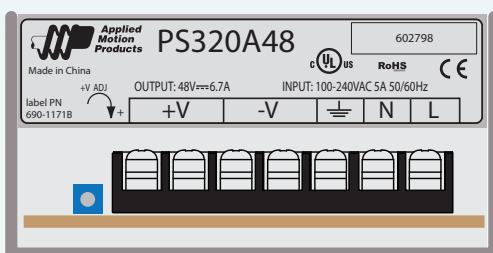


Performance

Output Derating Curve



Connections



Specifications

SPECIFICATION		VALUE
NOMINAL OUTPUT VOLTAGE	V	48
MAXIMUM OUTPUT CURRENT	A	6.7
PEAK OUTPUT CURRENT	A	8.7
RATED OUTPUT POWER	W	321.6
EFFICIENCY (TYP)	(115/230VAC) (* 1)%	84 / 88
INPUT VOLTAGE RANGE		85 ~ 265VAC (47-63Hz) or 120 ~ 370VDC
INPUT CURRENT (TYP)	(115/230VAC) (* 1)A	3.6 / 1.8
INRUSH CURRENT (TYP)		40A at 115VAC, 80A at 230VAC, Ta=25 °C, Cold Start
HARMONIC CURRENT		Compliant to EN61000-3-2
POWER FACTOR (TYP)	(115/230VAC) (* 1)	0.99 / 0.95
OUTPUT VOLTAGE RANGE	V	43.2~52.8
RIPPLE AND NOISE	(115/230VAC) (* 1, 2) mV	240
LINE REGULATION	(* 2) mV	96
LOAD REGULATION	(* 2) mV	240
TEMPERATURE COEFFICIENT		Less than 0.02%/°C
OVER CURRENT PROTECTION	(* 3) A	7.0 ~ 10
OVER VOLTAGE PROTECTION	(* 4) V	55.2~64.8
OVER TEMPERATURE PROTECTION	(* 4)	Yes
HOLD-UP TIME (TYP)	(115/230VAC) (* 1)	20ms
LEAKAGE CURRENT		0.75mA Max, 0.25mA(Typ) at 115VAC / 0.5mA(Typ) at 230VAC
SERIES OPERATION		Yes
OPERATING TEMPERATURE	(* 5)	- 10 ~ + 65 °C (Refer to Output Derating Curve)
OPERATING HUMIDITY		20 ~ 90 %RH (Non Condensing)
STORAGE TEMPERATURE		- 30 ~ +85°C
STORAGE HUMIDITY		10 ~ 95%RH (Non Condensing)
COOLING METHOD		Forced Air Cooling by Fan - On Demand
WITHSTAND VOLTAGE		Input - Output : 3.0kVAC (10mA), Input - FG : 2.0kVAC (10mA) Output - FG : 500VAC (10mA) for 1min.
ISOLATION RESISTANCE		More than 100MΩ at Ta=25°C and 70%RH, Output - FG : 500VDC
VIBRATION		At Non Operation, 10 - 55Hz, 10min. 1 Cycle , 19.6m/s ² Constant, X, Y, Z 1 Hour each
SAFETY		Pending, UL60950-1, CSA60950-1, EN60950-1
EMI		Compliant to FCC-Class B, EN55011/EN55022-B,CISPR22 Class B
EMS IMMUNITY		Compliant to EN61000-4-2,-3,-4,-5,-6,-8,-11
WEIGHT (TYP)	Lb (g)	2.0 (900)
DIMENSION	inch (mm)	2.04 x 3.9 x 7.83 (50 x 99 x 199) (Refer to Page 1)

- * 1. At maximum output power, nominal input voltage, Ta = 25 °C.
- * 2. Ripple & noise are measured at a bandwidth of 20MHz by using a 12'' twisted pair-wire terminated with a 0.1uF & 47uF parallel capacitor.
- * 3. Constant current limit with automatic recovery. Avoid operating at overload or dead short for more than 60 seconds.
- * 4. Shuts down output voltage. Requires manual reset of AC power.
- * 5. Refer to output derating curve (next page) for details.

404 Westridge Drive
Watsonville, CA 95076

Tel: 800-525-1609 - Fax: 831-761-6544
www.applied-motion.com

DISTRIBUTED BY: