



Heyco® Original Strain Relief Bushings

Bell-Mouth for Flat and Round Cables

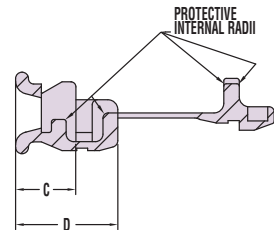
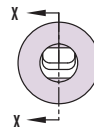
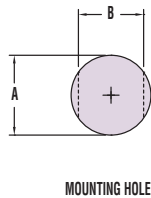
- Flared trumpet exit eases the cable into a lazy bend, prevents sharp bending, and assures longer cable and product life.
- Protects the lifeline of your electric/electronic products by absorbing the forces of pull, push, twist, and flex.
- Securely anchors, insulates, and protects cable at panel entry points.
- See page 4-38 for corresponding **Mounting Hole Plugs** which can be used to fill blank/unused Mounting Holes and thus allow for a single panel design for multiple applications.
- Consult Heyco for other wire types and sizes.
- See pages 4-27 & 4-28 for SR assembly tools.

WILL FIT THESE CABLES				PANEL DIMENSIONS						PART NO.	DESC	PART DIMENSIONS				Mounting Hole Plug
UL Type	AWG/Conductors	Approximate Size		A Mounting Hole Dia.		B To Prevent Rotation		Finished Fit Panel Thickness*				C HEAD LENGTH	D BODY LENGTH		PART NO.	
		in.	mm.	in.	mm.	in.	mm.	in.	mm.	in.	mm.	in.	mm.			
For Flat Cables																
CLOCK, X & XT	20/2	.09x.18	2,3x4,6	.375	9,5	.330	8,4	.062	1,6	1020	SR 2P-5	.375	9,5	.625	15,9	consult Heyco
SPT-2	18/2	.11x.21	2,8x5,3													
SPT-1	18/2	.12x.22	3,0x5,6	.437	11,1	.390	9,9	.062	1,6	1080	SR 3P-5	.375	9,5	.625	15,9	2488
SPT-1	18/3	.12x.30	3,0x7,6													
SPT-2 & HPN	18/2	.15x.28	3,8x7,1	.500	12,7	.465	11,8	.062	1,6	1108	SR 4N-5	.406	10,3	.703	17,9	2491
	16/2	.16x.30	4,1x7,6	.500	12,7											
HPN	18/3	.15x.34	3,8x8,6	.625	15,9	.550	14,0	.125	3,2	1229	SR 6K-5	.421	10,7	.813	20,7	2497
	16/2	.16x.37	4,1x9,4													
SPT-2	16/2	.16x.30	4,1x7,6	.625	15,9	.550	14,0	.125	3,2	1220	SR 6P3-5	.421	10,7	.813	20,7	2497
	16/3	.16x.41	4,1x10,4													
For Round Cables																
SV & SVT	18/2	.250	6,3	.500	12,7	.450	11,4	.062	1,6	1143	SR 5N-5	.406	10,3	.688	17,5	2491
	18/3	.255	6,5	.500-.515	12,7-13,1											
HPD	18/2	.270	6,9	.500	12,7	.450	11,4	.062	1,6	1143	SR 5N-5	.406	10,3	.688	17,5	2491
	16/2	.290	7,4	.500-.515	12,7-13,1											
SJ & SJT	18/2	.300	7,6	.531	13,5	.550	14,0	.125	3,2	1226	SR 6P-5	.421	10,7	.813	20,7	2497
	18/2	.300	7,6	.625	15,9											
SJ, SJO & SJT	16/2	.315	8,0	.625	15,9	.550	14,0	.125	3,2	1232	SR 6P2-5	.421	10,7	.813	20,7	2497
	18/3	.320	8,1													
	SJ	14/2	.320													
SJ, SJO & SJT	16/2	.325	8,2	.625	15,9	.550	14,0	.062	1,6	1223	SR 6N3-5	.421	10,7	.813	20,7	2497
	18/3	.330	8,4													
	14/2	.350	8,9													
	16/3	.355	9,0													
	18/4	.360	9,1													

Same as SR 6N3-5 above except

Standard color black. Consult Heyco for white and other colors.

*Maximum Panel Thickness. Part has additional clearance. Consult Heyco for your Custom Finished Fit Panel Thickness.



Quick Specs

Material Nylon 6/6
Certifications Recognized under the Component Program of Underwriters' Laboratories File E15331
 Certified by the Canadian Standards Association File 8919
Flammability Rating 94V-2
Material Temperature Index 257°F (125°C)—Maximum temperature on part not to exceed 221°F (105°C)