

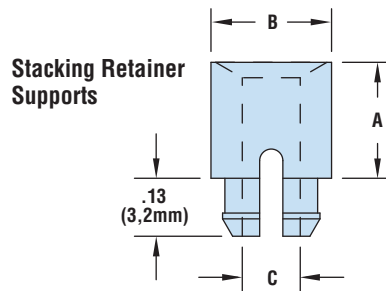
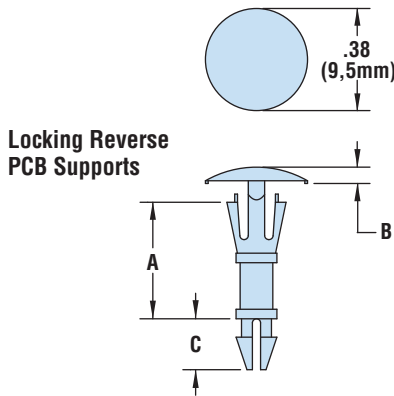



Heyco® Nylon PCB Supports

Locking Reverse PCB Supports

PANEL DIMENSIONS				PCB DIMENSIONS				PART NO.	DESCRIPTION	PART DIMENSIONS						
Maximum Thickness	Mounting Hole Diameter		Maximum Thickness	Mounting Hole Diameter		Natural	A Spacing			B Head Length		C Foot Length				
in. mm.	in. mm.	in. mm.	in. mm.	in. mm.	in. mm.			in. mm.	in. mm.	in. mm.	in. mm.	in. mm.	in. mm.			
SS LR Series																
.06	1,6	.187	4,8	.06	1,6	.125	3,2	3699	SS LR 5/16	.31	7,9	.06	1,5	.19	4,8	NEW!
								3700	SS LR 3/8	.38	9,5					
								3701	SS LR 7/16	.44	11,1					

Standard color natural.



Stacking Retainer Supports

PANEL DIMENSIONS				PCB DIMENSIONS			PART NO.	DESCRIPTION	PART DIMENSIONS					
Maximum Thickness	Mounting Hole Diameter		Screw Size	Maximum Thickness		Natural			A Spacing		B Outside Diameter		C Inside Diameter	
in. mm.	in. mm.	in. mm.		in. mm.	in. mm.			in. mm.	in. mm.	in. mm.	in. mm.	in. mm.	in. mm.	
SS RS Series														
.06	1,6	.187	4,8	#4	.06	1,6	3681	HSSRS4-02	.13	3,2	.26	6,6	.13	3,2
							3683	HSSRS4-03	.19	4,8				
							3684	HSSRS4-04	.25	6,4				
							3685	HSSRS4-06	.38	9,5				
		3687	HSSRS4-08	.50	12,7									
		3688	HSSRS4-10	.63	15,9									
		.234	6,0	#6	.06	1,6	3689	HSSRS6-04	.25	6,4	.31	7,9	.15	3,9
							3690	HSSRS6-06	.38	9,5				
	3691						HSSRS6-08	.50	12,7					
	3692						HSSRS6-10	.63	15,9					
	#8		.06	1,6	3693	HSSRS8-04	.25	6,4	.31	7,9	.17	4,3		
					3694	HSSRS8-06	.38	9,5						
					3695	HSSRS8-08	.50	12,7						
					3696	HSSRS8-10	.63	15,9						

Standard color natural.

- Durable, lightweight, and high strength design.
- Locking Reverse PCB Supports are **ideal for minimal clearance locations** and suitable for chassis-to-board requirements.



- Stacking Retainer Supports are suitable for **board to board and chassis to board** requirements.
- Easily installed without tools.

Material: Nylon 6/6
 Flammability Rating: 94-V0
 Temperature Range: 32°F (0°C) to 185°F (85°C)

Quick Specs