



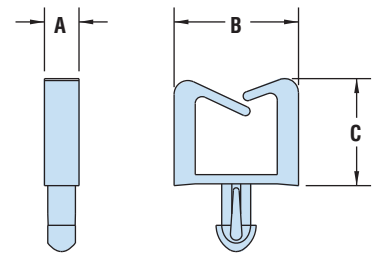

HEYClip™ Shorty Cable Holders - Arrowhead Mount

WIRE CAPACITY		PART NO.		DESCRIPTION	OVERALL HEIGHT C		FOOTPRINT A x B		MOUNTING HOLE DIA.		STYLE		
in.	mm.	Natural 94V-2	94V-0		in.	mm.	in.	mm.	in.	mm.			
MH1,8 Series For Panels up to .063" (1,6 mm) thick													
.17	x .12	4,3	x 3,0	4222	4222F	CHRS 58-1	.23	5,8	.07 x .27	1,9 x 6,9	.071	1,8	1
	x .33		x 8,5	4223	4223F	CHRS 112-1	.44	11,2					
For Panels up to .090" (2,3 mm) thick													
.17	x .12	4,3	x 3,0	4224	4224F	CHRS 58-2	.23	5,8	.07 x .27	1,9 x 6,9	.071	1,8	1
	x .33		x 8,5	4225	4225F	CHRS 112-2	.44	11,2					
MH3,0 Series For Panels up to .063" (1,6 mm) thick													
.16	x .25	4,1	x 6,4	3660	-	CHRS 1	.29	7,4	.17 x .36	4,3 x 9,1			
	x .12		x 3,0	4226	4226F	CHRS 73-1	.29	7,3					
.32	x .16	8,1	x 3,9	4227	4227F	CHRS 91-1	.36	9,1	.16 x .43	4,0 x 10,8	.118	3,0	2
	x .24		x 6,0	4228	4228F	CHRS 112-1	.44	11,2					
	x .30	x 7,7	4229	4229F	CHRS 130-1	.51	13,0	.16 x .47	4,0 x 12,0				
For Panels up to .100" (2,6 mm) thick													
.26	x .12	6,6	x 3,0	4230	4230F	CHRS 73-2	.29	7,3	.16 x .36	4,0 x 9,1*	.118	3,0	2
	x .16		x 3,9	4231	4231F	CHRS 91-2	.36	9,1					
	x .24	9,1	x 6,0	4232	4232F	CHRS 112-2	.44	11,2	.16 x .47	4,0 x 12,0			
	x .30		x 7,7	4233	4233F	CHRS 130-2	.51	13,0					
MH3,5 Series For Panels up to .063" (1,6 mm) thick													
.16	x .25	4,1	x 6,4	3661	-	CHRS 2	.29	7,4	.17 x .36	4,3 x 9,1			
	x .35		x 8,9	3662	-	CHRS 3	.45	11,4					
.26	x .12	6,6	x 3,0	4234	4234F	CHRS 73-1-2	.29	7,3	.16 x .36	4,0 x 9,1*	.138	3,5	2
	x .16		x 3,9	4235	4235F	CHRS 91-1-2	.36	9,1					
	x .24	9,1	x 6,0	4236	4236F	CHRS 112-1-2	.44	11,2	.16 x .47	4,0 x 12,0			
	x .30		x 7,7	4237	4237F	CHRS 130-1-2	.51	13,0					
For Panels up to .090" (2,3 mm) thick													
.26	x .12	6,6	x 3,0	4238	4238F	CHRS 73-2-2	.29	7,3	.16 x .36	4,0 x 9,1*	.138	3,5	2
	x .16		x 3,9	4239	4239F	CHRS 91-2-2	.36	9,1					
	x .24	9,1	x 6,0	4262	4262F	CHRS 112-2-2	.44	11,2	.16 x .47	4,0 x 12,0			
	x .30		x 7,7	4263	4263F	CHRS 130-2-2	.51	13,0					
Round For Panels up to .063" (1,6 mm) thick													
.45 dia.	11,4 dia.	3663	-	CHCS 4			.57	14,5	.18 x .57	4,5 x 14,5	.122	3,1	3

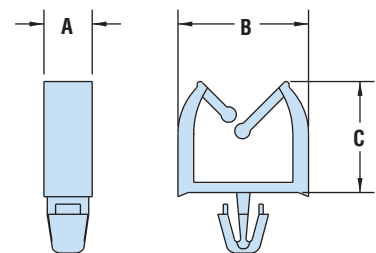
Standard color natural 94V-2 and natural 94V-0.
 *Features raised "bumps" on sides of part.



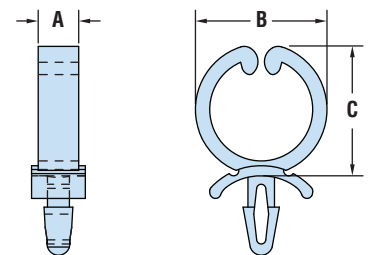
- Part Description Key: CHRS-X-Y-Z, where X = Overall Height (mm), Y = Mounting Panel Thickness (mm) and Z (if present) indicates a different Mounting Hole Dia.



Style 1



Style 2



Style 3

Material	Nylon 6/6
Flammability Rating	94V-2 + 94V-0
Temperature Range	32°F (0°C) to 185°F (85°C)

Quick Specs