

- Gather and direct single or bundles of cable at low cost.
- **Two orientations:**
 1. Vertical for **Top Entry** and narrow width.
 2. Horizontal for **Side Entry** and low height where clearance is a problem.
- **Two gate types:**
 1. Regular gate secures cables with tension alone.
 2. Latch gate locks cables in place.
- Both types install with fingertip pressure into a 3/16" (4,8 mm) diameter mounting hole.

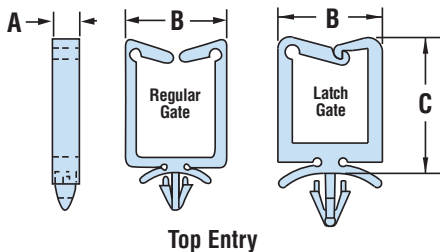
Top Entry: Part Description Key: CH X-Y-Z, where R = Regular Gate, L = Latch Gate, Y = Overall Height (mm), and Z, if present, distinguishes Panel Thickness.

Side Entry: Part Description Key: CH X-Y-Z, where R = Regular Gate, L = Latch Gate Y = Approximate Overall Height (mm), and Z is always 90 indicating a Side Entry part.

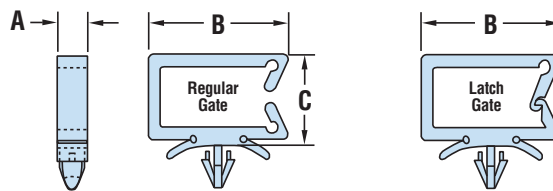
HEYClip™ Cable Holders - Arrowhead Mount

| WIRE CAPACITY | | PART NO. | | DESCRIPTION | OVERALL HEIGHT C | | FOOTPRINT A x B | | MOUNTING HOLE DIA. | | | | |
|--|--------|-------------|-------------|--------------|------------------|------------|-----------------|----------------------|----------------------|------------|------|-------------|-------------|
| in. | mm. | Natural | Black | | in. | mm. | in. | mm. | in. | mm. | | | |
| Top Entry-Regular Gate For Panels up to .047" (1,2 mm) thick | | | | | | | | | | | | | |
| .80 | x .50 | 20,3 | x 12,7 | 3596 | - | CH R-20 * | .77 | 19,6 | .22 x .93 | 5,5 x 23,6 | .187 | 4,8 | NEW! |
| | x .85 | x 21,6 | 3597 | - | CH R-28 * | 1.11 | 28,4 | | | | | | |
| For panels up to .078" (1,9 mm) thick | | | | | | | | | | | | | |
| .44 | x .19 | x 4,8 | 3600 | 3600B | CH R-12 | .48 | 12,2 | .22 x .61 | 5,6 x 15,5 | .187 | 4,8 | | |
| | x .38 | 11,1 x 9,7 | 3605 | 3605B | CH R-18 | .72 | 18,2 | | | | | | |
| | x .74 | x 18,8 | 3610 | 3610B | CH R-27 | 1.06 | 27,0 | | | | | | |
| | x 1.05 | x 26,7 | 3615 | 3615B | CH R-35 | 1.38 | 35,0 | | | | | | |
| For Panels up to .125" (3,2 mm) thick | | | | | | | | | | | | | |
| .44 | x .19 | x 4,8 | 3601 | 3601B | CH R-13-3 | .51 | 13,0 | .22 x .61 | 5,6 x 15,5 | .187 | 4,8 | NEW! | |
| | x .38 | 11,1 x 9,7 | 3606 | 3606B | CH R-18-3 | .71 | 18,0 | | | | | | |
| | x .74 | x 18,8 | 3611 | 3611B | CH R-27-3 | 1.06 | 26,9 | | | | | | |
| | x 1.05 | x 26,7 | 3616 | 3616B | CH R-35-3 | 1.37 | 34,8 | | | | | | |
| Top Entry-Latch Gate For Panels up to .078" (1,9 mm) thick | | | | | | | | | | | | | |
| .44 | x .14 | x 3,6 | 3620 | 3620B | CH L-12 | .48 | 12,2 | .22 x .61 | 5,6 x 15,5 | .187 | 4,8 | | |
| | x .33 | 11,1 x 8,4 | 3625 | 3625B | CH L-18 | .72 | 18,3 | | | | | | |
| | x .69 | x 17,5 | 3630 | 3630B | CH L-27 | 1.07 | 27,2 | | | | | | |
| | x 1.00 | x 25,4 | 3635 | 3635B | CH L-35 | 1.39 | 35,3 | | | | | | |
| For Panels up to .125" (3,2 mm) thick | | | | | | | | | | | | | |
| .44 | x .14 | x 3,6 | 3602 | 3602B | CH L-13-3 | .51 | 13,0 | .22 x .61 | 5,6 x 15,5 | .187 | 4,8 | NEW! | |
| | x .33 | 11,1 x 8,4 | 3607 | 3607B | CH L-18-3 | .71 | 18,0 | | | | | | |
| | x .69 | x 17,5 | 3612 | 3612B | CH L-27-3 | 1.06 | 27,0 | | | | | | |
| | x 1.00 | x 25,4 | 3617 | 3617B | CH L-35-3 | 1.38 | 35,0 | | | | | | |
| Side Entry-Regular Gate For Panels up to .063" (1,6 mm) thick | | | | | | | | | | | | | |
| .19 | x .42 | 4,8 | x 10,7 | 3618 | - | CH R-11-90 | .42 | 10,7 | .22 x .54 | 5,6 x 13,6 | .187 | 4,8 | NEW! |
| For Panels up to .090" (2,3mm) thick | | | | | | | | | | | | | |
| .44 | x .75 | 11,1 x 19,1 | 3652 | 3652B | CH R-27-90 | .62 | 15,9 | .22 x 1.00 x 1.33 | 5,6 x 25,4 x 33,8 | .187 | 4,8 | | |
| | x 1.06 | x 26,9 | 3667 | 3667B | CH R-35-90 | | | | | | | | |
| Side Entry-Latch Gate For Panels up to .090" (2,3 mm) thick | | | | | | | | | | | | | |
| .44 | x .72 | 11,1 x 18,3 | 3697 | 3697B | CH L-27-90 | .66 | 16,7 | .22 x 1.00 x 1.33 | 5,6 x 25,4 x 33,8 | .187 | 4,8 | | |
| | x 1.03 | x 26,2 | 3712 | 3712B | CH L-35-90 | | | | | | | | |

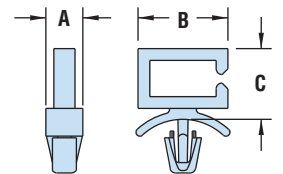
Standard colors natural and black, except as noted. Flame retardant UL 94V-0 material available, consult Heyco.
* Part Nos. **3596** and **3597** are of relatively wide construction.



Top Entry



Side Entry



Part No. 3618

Quick Specs

| | |
|---------------------|---|
| Material | Nylon 6/6 |
| Certifications | UL Recognized under UL File E54523 (Top Entry parts only) |
| Flammability Rating | 94V-2 |
| Temperature Range | 32°F (0°C) to 185°F (85°C) |