



## Heyco® Feet of Strength

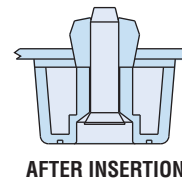
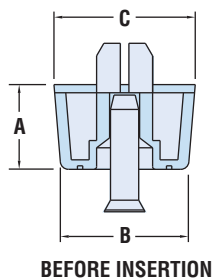
### Feet with Drive Pin

- Molded of thermoplastic elastomer or polypropylene and elastomer blend for **skid and vibration resistance**.
- Two piece construction comes preassembled.
- To install, simply insert into the mounting hole, then press pin to secure.
- Part Description Key:  
FSD/FSS XX-YY-ZZ where XX = Overall Height (inches), YY = Mounting Hole Diameter (inches) and ZZ = Maximum Panel Thickness (inches)

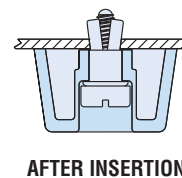
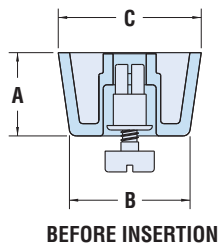
PART DIMENSIONS						PANEL DIMENSIONS						PART NO. Black	DESCRIPTION
A Overall Height		B Top Diameter		C Bottom Diameter		Mounting Hole Diameter		Thickness Range		Minimum			
in.	mm.	in.	mm.	in.	mm.	in.	mm.	in.	mm.	in.	mm.	in.	mm.
<b>FSD / FSS * Series</b>													
.20	5,0	.98	25,0	.91	23,0	.299	7,6	.03	0,8	.06	1,5	<b>2543</b>	FSD 20-30-06
		.79	20,0	.71	18,0	.303	7,7	.03	0,8	.06	1,5	<b>2537</b>	FSD 20-32-06 <b>NEW!</b>
.24	6,0	.83	21,0	.79	20,0	.303	7,7	.20	5,0	.32	8,0	<b>2544</b>	FSD 24-31-32
.39	10,0	.79	20,0	.71	18,0	.200	5,0	.04	1,0	.09	2,3	<b>2538 *</b>	FSS 39-20-09 <b>NEW!</b>
						.310	7,8	.03	0,8	.06	1,5	<b>2545</b>	FSD 39-30-06
						.320	8,1	.03	0,8	.06	1,5	<b>2548</b>	FSD 39-32-06 <b>NEW!</b>
.47	12,0	.79	20,0	.71	18,0	.320	8,1	.02	0,5	.05	1,2	<b>2547</b>	FSD 47-32-05
.55	14,0	.95	24,0	.79	20,0	.200	5,0	.04	1,0	.09	2,3	<b>2536 *</b>	FSS 55-20-09 <b>NEW!</b>
						.320	8,1	.03	0,8	.07	1,8	<b>2549</b>	FSD 59-32-07
.59	15,0	.79	20,0	.71	18,0	.320	8,1	.03	0,8	.07	1,8	<b>2549</b>	FSD 59-32-07
						1.18	30,0	1.10	28,0	.200	5,0	.02	0,5
.71	18,0	.79	20,0	.71	18,0	.320	8,1	.02	0,5	.05	1,2	<b>2551</b>	FSD 71-32-05

Standard color black.

\* Slotted Screw replaces Drive Pin.



FSD



FSS

Quick Specs

<b>FSD Series</b>	
Material	Thermoplastic elastomer or Polypropylene & elastomer
Flammability Rating	94-HB
Temperature Range	-58°F (-50°C) to 212°F (100°C)