



Heyco® Ring and Spade Terminals

For Heyco Applicators, see page 8-57

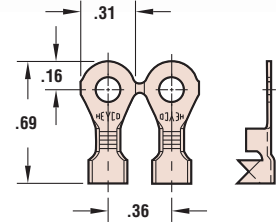


Insulation Crimp?	PART DATA			PART NO.	APPLICATION TOOLING*				
	Hole Size	AWG Range	Material		Die**	Feeds	Tool Packs	Crimp Punch	Anvil
Ring Terminals									
Yes	#6	20-14	Brass Tin-Pl	8121 8120	8121UXX5 8120UXX5	Left to Right	B810L/B811L	C152	C157
	#8	20-14	Brass Tin-Pl	8123 8122	8123UXX5 8122UXX5				
	#10	20-14	Brass Tin-Pl	8125 8124	8125UXX5 8124UXX5				
No	#6	20-14	Brass	8131	8131UXX5	Left to Right	B810L/B811L	C152	C157
	#8	20-14	Brass Tin-Pl	8133 8132	8133UXX5 8132UXX5				
	#10	20-14	Brass	8135	8135UXX5				
No	#10 (.180)	16-12	Brass	8139†	8139UXX5	Left to Right	B982L/B983L	C908	C909
	#10 (.197)	16-12	Brass	8145† 8147††	8145UXX5 8147UXX5				
	.265	16-12	Tin-Pl	8146	8146UXX5				

Spade Terminals

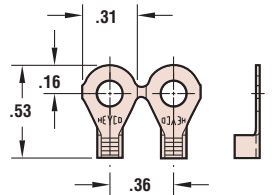
No	#6	24-18 18-14	Brass Brass	8100† 8110	8100UXX5 8110UXX5	Left to Right	B800L/B801L	C064	C070
	#6 w/lock	18-14	Brass	8140	-				
No	#10	16-12	Brass	8144†	8144UXX5	Left to Right	B982L/B983L	C908	C909

* Heyco high volume Application Tooling, designed for 3-5 ton presses - see page 8-57.
 Heyco Mini Applicators, designed for 1.5-3 ton bench top presses, are available - see page 8-57.
 ** “XX” represents Wire Gauge. Please specify Wire Gauge when ordering.
 † Not UL Listed.
 †† Larger crimp than 8145; not UL Listed.

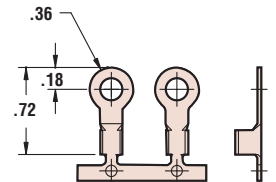


Ring 20-14 AWG w/Ins. Crimp

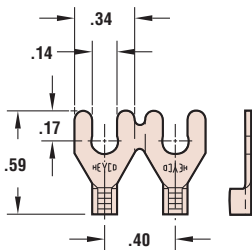
- Insulation Support Terminals provide strain relief and wire support for vibration resistance.



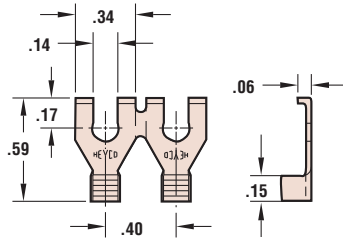
Ring 20-14 AWG



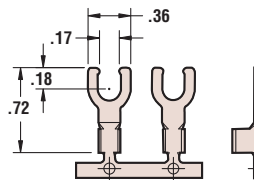
Ring 16-12 AWG



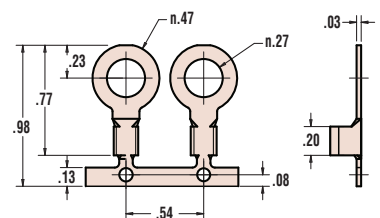
Spade 24-18 AWG



Spade 18-14 AWG (shown w/90° lock)



Spade 16-12 AWG



Ring 8146

Materials

Alloy 260 Brass (70% Cu, 30% Zn. Higher Cu content resists dezincification)
 Tin-Pl = Brass, Tin plated before or after stamping

Certifications

UL Listed under Underwriters' Laboratories' File E95474

Quick Specs