




Heyco® Specialty Pins



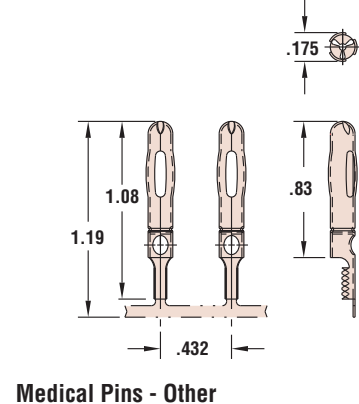
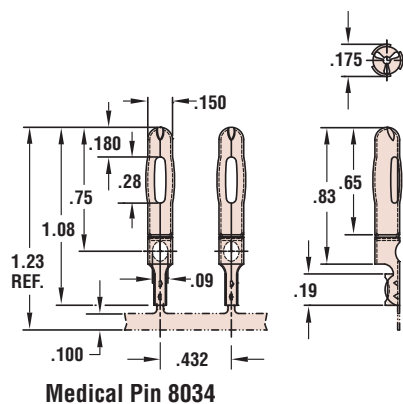
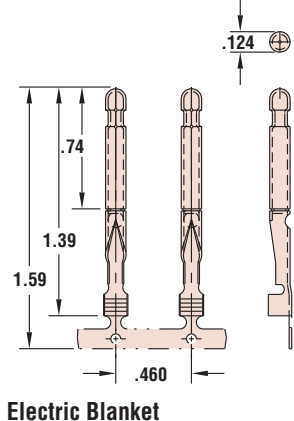
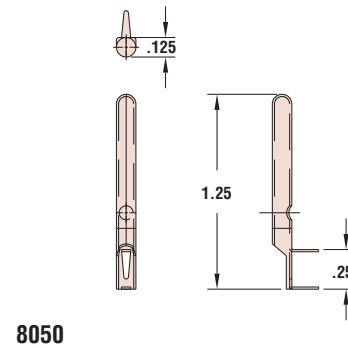
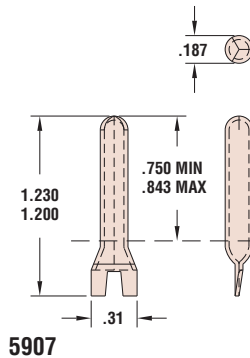
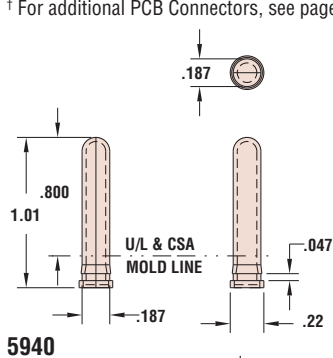
Overall Length in.	PART DATA				PART NO.	APPLICATION TOOLING*				
	Dia. in.	Type	AWG Range	Material		Die**	Feeds	Tool Packs	Crimp Punch	Anvil
PCB†										
1.01	.187	Snap-thru	-	Brass	5940	-	Bulk	-	-	-
1.23	.187	Solder	-	Brass	5907					
1.25	.125	90°	-	Tin-Pl	8050					
Electric Blanket										
1.59	.125	-	26-18	Brass	7086	7086UXX5	Left to Right	B310L/B311L	C436	C440
Medical Pins-Ribs										
1.23	.178	IDC - 3	28-24	Brass	8034	8034UXX5	Left to Right	B968L/B969L	C706	C705
1.19	.178	VE - 3	26-22	Brass	8032	8032UXX5	Left to Right	B900L/B901L	C143	C147
			26-30	Post-Ni	8033	8033UXX5				
			26-22	Post-Ni	8035	8035UXX5				
		AL - 3	26-22	Post-Ni	8036	8036UXX5				
		WB - 4	26-22	Brass	8030	8030UXX5				

- **PCB pins** designed for use with circuit boards.
- **Medical Pins** feature insulation crimp and dimples on barrel for added strain relief and better contact.



NEW!

* Heyco high volume Application Tooling, designed for 3-5 ton presses - see page 8-57.
 Heyco Mini Applicators, designed for 1.5-3 ton bench top presses, are available - see page 8-57.
 ** "XX" represents Wire Gauge. Please specify Wire Gauge when ordering.
 † For additional PCB Connectors, see page 7-28.



Materials

Alloy 260 Brass (70% Cu, 30% Zn. Higher Cu content resists dezincification)
 Tin-Pl = Brass, Tin plated before or after stamping
 Post-Ni = Brass, Nickel plated after stamping