




# Heyco® Multi-Connectors for Extension Cords

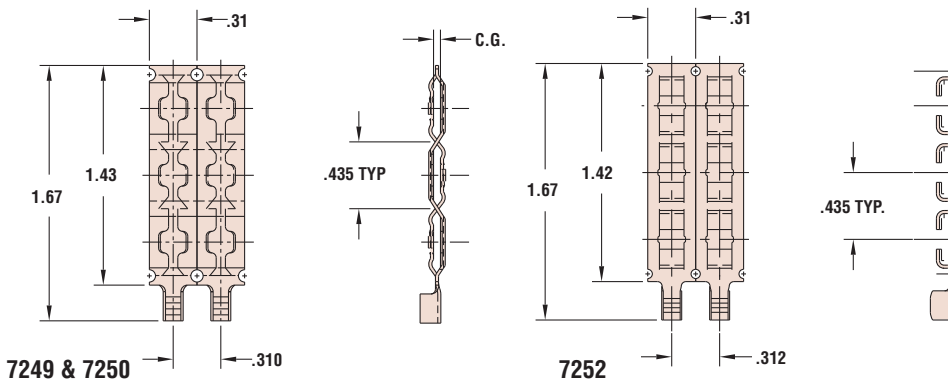
For mating Male Blades, see pages 8-29 thru 8-34.  
For Male Ground Pins, see pages 8-37 & 8-38.



## Cube Tap Female

Type	PART DATA		Material	PART NO.	APPLICATION TOOLING*				
	AWG Range	Contact Gap in.			Die**	Feeds	Tool Packs	Crimp Punch	Anvil
POL	18-14	.045	Brass	<b>7249</b>	7249UXX5	Left to Right	B718L/B719L	C091	C097
		.055	Brass	<b>7250</b>	7250UXX5				
		.050	Brass	<b>7252</b>	7252UXX5				

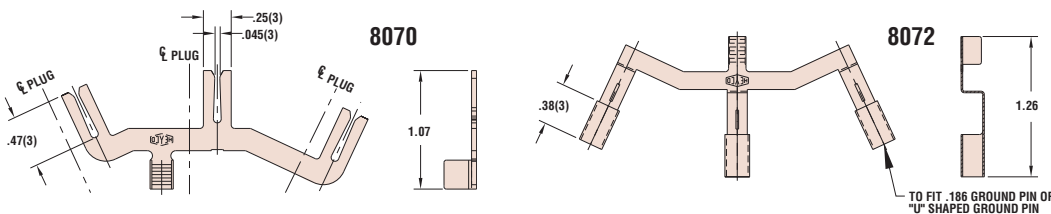
\* Use the Heyco Universal Applicator Die (indicated by "U" in the Die Part No.), page 8-57.  
\*\* "XX" represents Wire Gauge. Please specify Wire Gauge when ordering.



## Web-Foot Female

Type	PART DATA		Material	PART NO.	APPLICATION TOOLING*			
	AWG Range	Contact Gap in.			Die**	Feeds	Crimp Punch	Anvil
Blade	16-12	n/a	Brass	<b>8070</b>	8070SXX5	Bulk	0W52	0W53
Ground	16-12	n/a	Brass	<b>8072</b>	8072SXX5	Bulk	0V60	0V61

\* Use the Heyco Standard Applicator Die (indicated by "S" in the Die Part No.), page 8-57.  
\*\* "XX" represents Wire Gauge. Please specify Wire Gauge when ordering.



**Material** Alloy 260 Brass (70% Cu, 30% Zn. Higher Cu content resists dezincification)

*Quick  
Specs*