

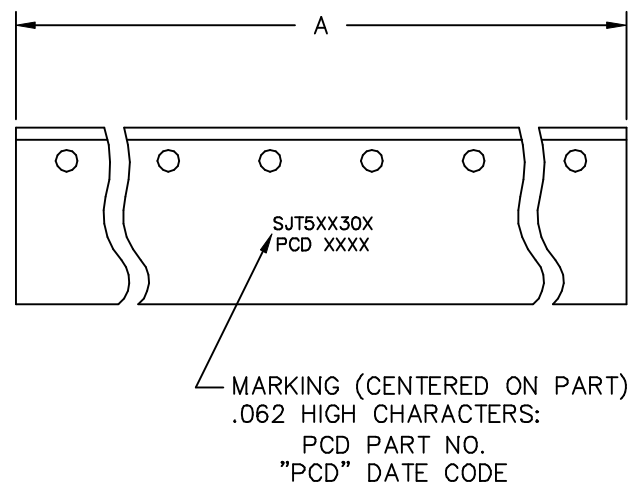
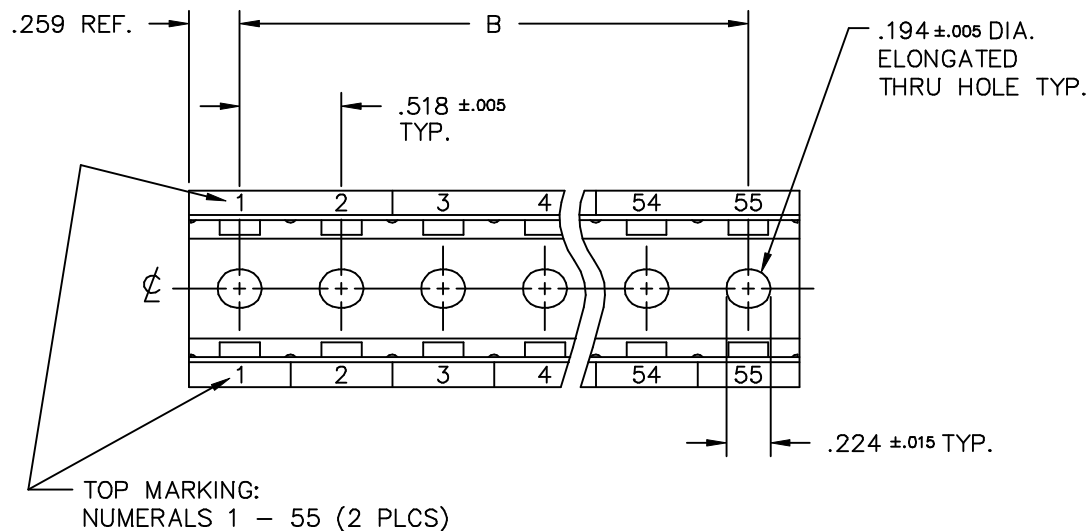
| PCD PART NO. | QUANTITY OF MODULES PER RAIL (SIZES 16, 20 & 22) | A ±.015 | B ±.015 |
|--------------|---|---------|---------|
| SJT50230X | 2 | 1.036 | .518 |
| SJT50330X | 3 | 1.554 | 1.036 |
| SJT50430X | 4 | 2.072 | 1.554 |
| SJT50530X | 5 | 2.590 | 2.072 |
| SJT50630X | 6 | 3.108 | 2.590 |
| SJT50730X | 7 | 3.626 | 3.108 |
| SJT50830X | 8 | 4.144 | 3.626 |
| SJT50930X | 9 | 4.662 | 4.144 |
| SJT51030X | 10 | 5.180 | 4.662 |
| SJT51130X | 11 | 5.698 | 5.180 |
| SJT51230X | 12 | 6.216 | 5.698 |
| SJT51330X | 13 | 6.734 | 6.216 |
| SJT51430X | 14 | 7.252 | 6.734 |
| SJT51530X | 15 | 7.770 | 7.252 |
| SJT51630X | 16 | 8.288 | 7.770 |
| SJT51730X | 17 | 8.806 | 8.288 |
| SJT51830X | 18 | 9.324 | 8.806 |
| SJT51930X | 19 | 9.842 | 9.324 |
| SJT52030X | 20 | 10.360 | 9.842 |
| SJT52130X | 21 | 10.875 | 10.360 |
| SJT52230X | 22 | 11.396 | 10.875 |
| SJT52330X | 23 | 11.914 | 11.396 |
| SJT52430X | 24 | 12.432 | 11.914 |
| SJT52530X | 25 | 12.950 | 12.432 |
| SJT52630X | 26 | 13.468 | 12.950 |
| SJT52730X | 27 | 13.986 | 13.468 |
| SJT52830X | 28 | 14.504 | 13.986 |
| SJT52930X | 29 | 15.022 | 14.504 |
| SJT53030X | 30 | 15.540 | 15.022 |
| SJT53130X | 31 | 16.058 | 15.540 |
| SJT53230X | 32 | 16.576 | 16.058 |
| SJT53330X | 33 | 17.094 | 16.576 |
| SJT53430X | 34 | 17.612 | 17.094 |
| SJT53530X | 35 | 18.130 | 17.612 |
| SJT53630X | 36 | 18.648 | 18.130 |
| SJT53730X | 37 | 19.166 | 18.648 |
| SJT53830X | 38 | 19.684 | 19.166 |
| SJT53930X | 39 | 20.202 | 19.684 |
| SJT54030X | 40 | 20.720 | 20.202 |
| SJT54130X | 41 | 21.238 | 20.720 |
| SJT54230X | 42 | 21.756 | 21.238 |
| SJT54330X | 43 | 22.274 | 21.756 |
| SJT54430X | 44 | 22.792 | 22.274 |
| SJT54530X | 45 | 23.310 | 22.792 |
| SJT54630X | 46 | 23.828 | 23.310 |
| SJT54730X | 47 | 24.346 | 23.828 |
| SJT54830X | 48 | 24.864 | 24.346 |
| SJT54930X | 49 | 25.382 | 24.864 |
| SJT55030X | 50 | 25.900 | 25.382 |
| SJT55130X | 51 | 26.418 | 25.900 |
| SJT55230X | 52 | 26.936 | 26.418 |
| SJT55330X | 53 | 27.454 | 26.936 |
| SJT55430X | 54 | 27.972 | 27.454 |
| SJT55530X | 55 | 28.490 | 27.972 |

TABLE 1

AW-1003

NOTES:

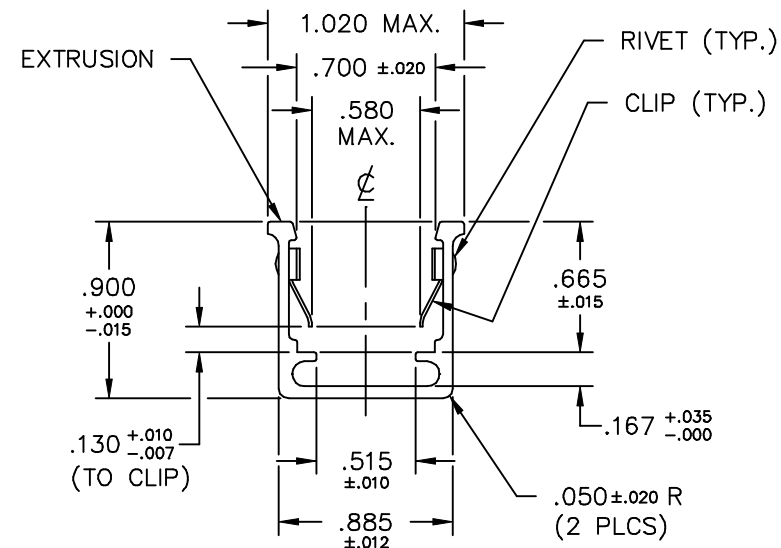
- PART SHALL MEET ALL REQUIREMENTS OF U.S. AIR FORCE DRAWING NO. 8027520-1 UNLESS OTHERWISE SPECIFIED.
- MATERIALS:
 - EXTRUSION - ALUMINUM ALLOY, FINISH PER TABLE 2.
 - CLIP - STAINLESS STEEL.
 - RIVET - STAINLESS STEEL.
- MARKINGS ARE FLUSH WITH SURFACES; COLOR PER TABLE 2.
- RAILS ACCEPT MODULES PER AFLC 8027520; PCD SJ SERIES.
- QUANTITY OF SIZE 12 MODULES PER RAIL IS HALF THE QUANTITY OF SIZE 16, 20 & 22 MODULES (SEE TABLE 1).
- MODULE REMOVAL TOOLS (REQUIRED TO REMOVE MODULES FROM RAIL - SUPPLIED SEPARATELY).
 - SIZES 16, 20 & 22 - AIR FORCE P/N 8027520-24-1; PCD P/N CNA051300.
 - SIZE 12 - AIR FORCE P/N 8027520-24-2; PCD P/N CNA052300.



| REVISIONS | | | | |
|-----------|------|-------------|------|-----|
| REV | ECN | DESCRIPTION | DATE | APP |
| A | 1357 | REDRAWN | | |

| PCD P/N LAST DIGIT | EXTRUSION FINISH | MARKING COLOR |
|--------------------|--------------------|---------------|
| 1 | NICKEL PLATE | BLUE |
| 2 | CLEAR CADMIUM | BLUE |
| 3 | OLIVE DRAB CADMIUM | BLACK |
| 4 | BLACK ANODIZE | WHITE |

TABLE 2



APPLIES TO ALL PCD P/N SJT5XX30X

| | | | | | |
|--|----------------------------|---------------------------------|---|--------------|--|
| DIMENSIONS=INCHES TOLERANCES .XX± .XXX± ANGLES± | THIRD ANGLE PROJECTION | SPECIFICATION AFLC 8027520-1 | PRECISION CONNECTOR DESIGNS, INC. PEABODY, MA 01960 | | |
| | | DRAWN M. CALLA 8/17/88 | SOCKET JUNCTION TRACK (RAIL) -NUMERICAL MARKING STYLE- | | |
| THIS DOCUMENT CONTAINS PROPRIETARY INFORMATION WHICH IS THE CONFIDENTIAL PROPERTY OF PRECISION CONNECTOR DESIGNS, INC. | | CHECKED | | | |
| | | ENG. BY DIR. | SCALE 1.5 : 1 | SHEET 1 OF 1 | |