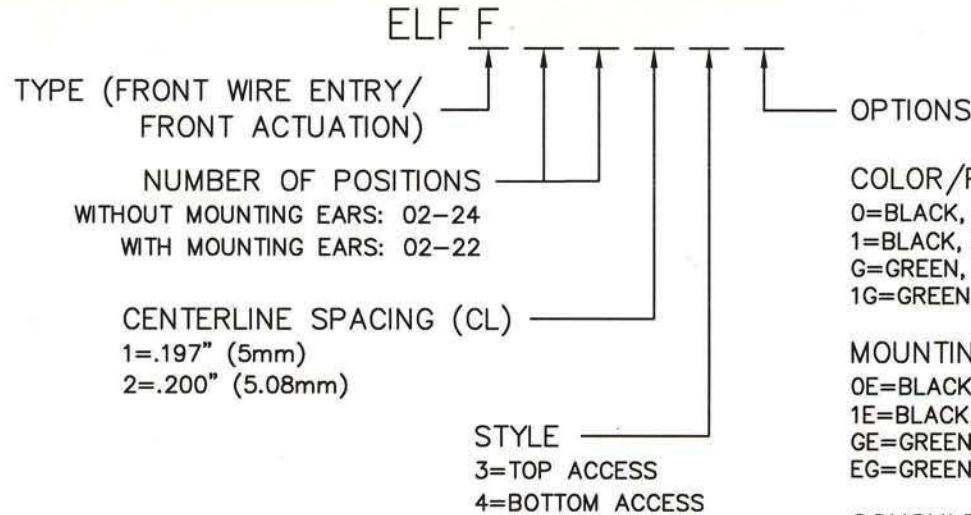


ELFF SERIES PART NUMBERING SCHEME

REV	ECN	APPD
-	3600	JC 12/11/98
A	4686	IQ 1/2/02
B	4792	IQ 3/11/02
C	4821	IQ 4/9/02
D	5742	JN 12/28/05



COLOR/PLATING
 0=BLACK, TIN (STANDARD)
 1=BLACK, SELECTIVE GOLD
 G=GREEN, TIN
 1G=GREEN, SEL. GOLD

MOUNTING EARS
 0E=BLACK, TIN
 1E=BLACK, SEL. GOLD
 GE=GREEN, TIN
 EG=GREEN, SEL. GOLD

CONSULT PCD FOR PART NO. AND AVAILABILITY OF FOLLOWING OPTIONS:

- * CUSTOM COLORS
- * CUSTOM MARKING
- * CUSTOM KEYING
- * SELECTIVE CONTACT LOADING

RU RATINGS
 CURRENT - 15A
 VOLTAGE - 300V
 U.L. FILE NO. E83421

SP RATINGS
 CURRENT - 15A
 VOLTAGE - 300V
 CSA FILE NO. LR69703

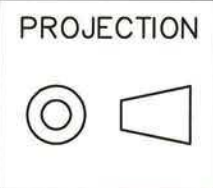
DIN VDE 0627:1986
 DIN VDE 0110-1:1989
 EN 60947-1:1991
 EN 60947-7-1:1992
 CURRENT - 15A
 VOLTAGE - 300V
 TUV FILE NO. 20396

INSTALLATION RECOMMENDATIONS:
 WIRE RANGE: AWG #14-26, STRANDED OR SOLID;
 AWG #12 STRANDED
 WIRE STRIP LENGTH: AWG #14-26: .310" (7,87mm)
 AWG #12: .490" (12,45mm)
 TIGHTENING TORQUE: 7 LB-IN.

MATERIALS:
 HOUSING: PPO, UL 94 V-0
 CONTACT: COPPER ALLOY, OPTIONAL FINISH
 SCREW: STEEL, NICKEL FINISH
 WIRE CLAMP: COPPER ALLOY, NICKEL FINISH
 MAX OPERATING TEMPERATURE:
 105°C

DIMENSIONS
 ANSI Y14.5M
 UNITS: INCHES
 ACAD FILE

TOLERANCES
 .XX ±.01
 .XXX ±.005
 ANGLES ±2°



Amphenol Pcd
 SPECIFICATION DRAWING

ENGR
 A. PATRIE 12/4/98

TITLE
 ELFF SERIES
 PLUGGABLE TERMINAL BLOCK
 FRONT / FRONT

ORIGINAL
 STAMPED
 IN RED

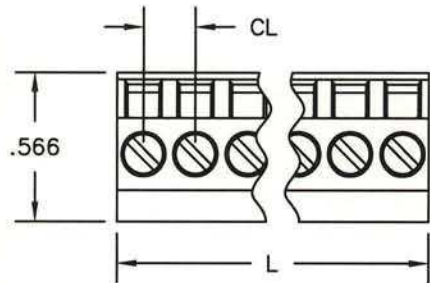
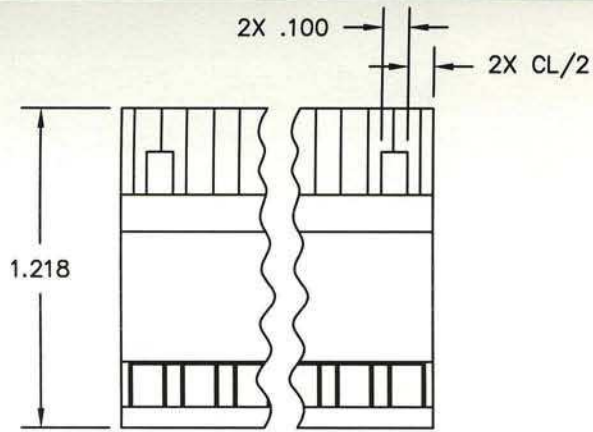
*THIS DOCUMENT CONTAINS
 PROPRIETARY INFORMATION WHICH
 IS THE CONFIDENTIAL PROPERTY
 OF AMPHENOL PCD INC. PEABODY, MA*

CHKD
 APPD
 J. CAHALY 12/11/98

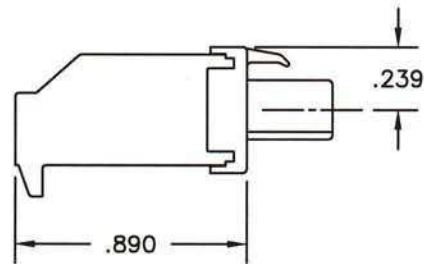
SIZE A	DWG NO. ELFF02130	REV D
CODE: 58982	SCALE: NONE	SHEET 1 OF 2

WITHOUT MOUNTING EARS

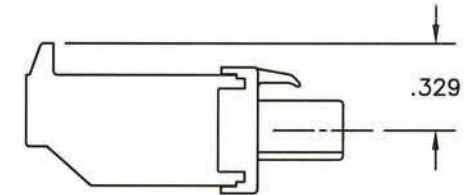
L=NUM OF POS X CL SPACING



TOP ACCESS

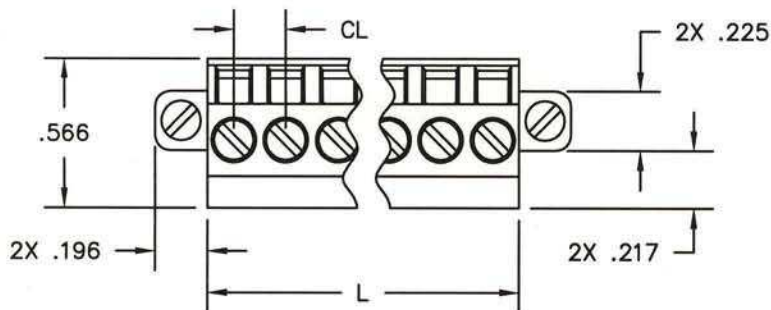
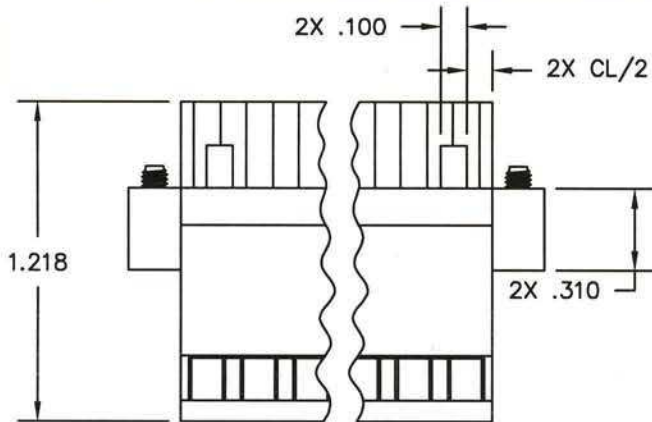


BOTTOM ACCESS

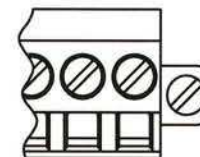
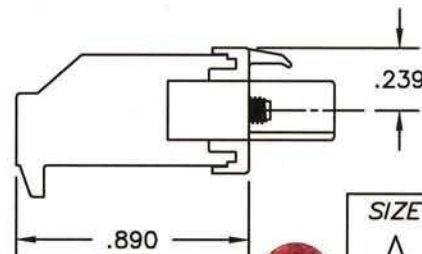


WITH MOUNTING EARS

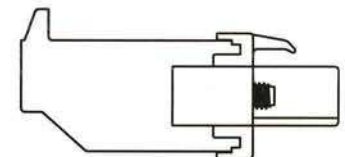
L=NUM OF POS X CL SPACING



TOP ACCESS



BOTTOM ACCESS



SIZE	DWG NO.	REV
A	ELFF02130	D
CODE: 58982	SCALE: NONE	SHEET 2 OF 2