



**Model Number**

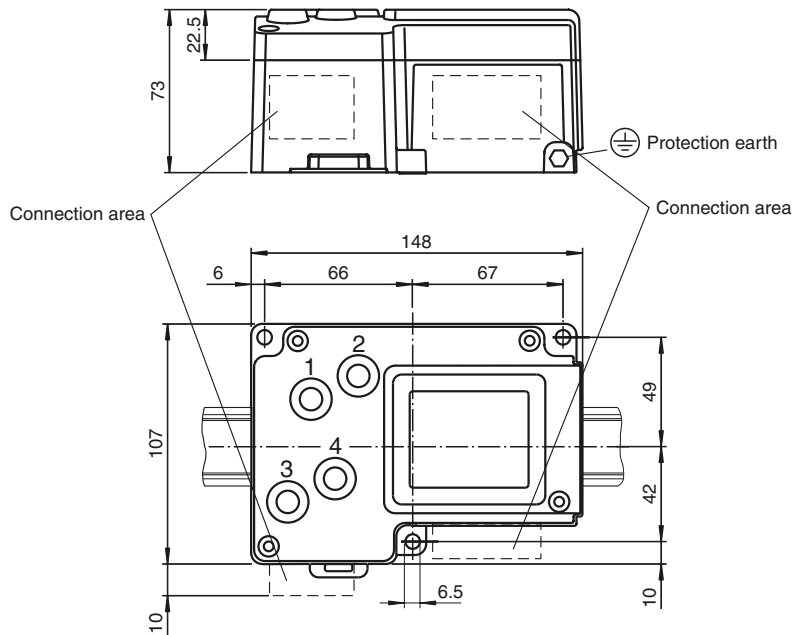
**IC-KP-B17-AIDA1**

Control interface unit IDENTControl with Ethernet interface

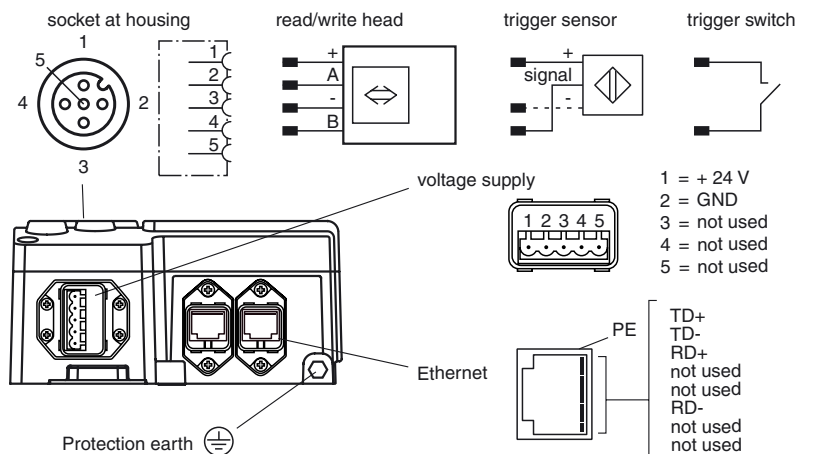
**Features**

- Max. 4 read/write heads connectable
- Alternative 2 read/write heads and 2 trigger sensors can be connected
- LED status indicator of bus communication and read/write heads
- TCP/IP, MODBUS/TCP, EtherNet/IP and PROFINET IO protocol
- Connector acc. to AIDA specifications
- Integrated switch allows line topology

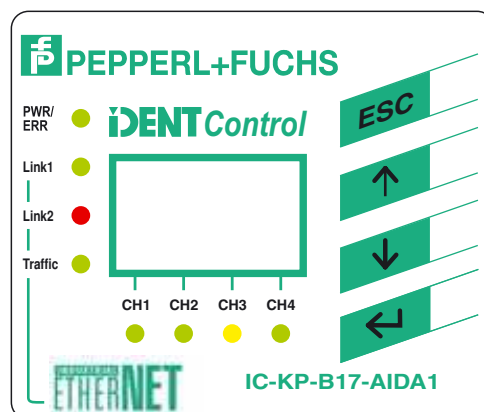
**Dimensions**



**Electrical connection**



**Indicating / Operating means**



Release date: 2011-11-23 10:02 Date of issue: 2013-10-28 213244\_eng.xml

Refer to "General Notes Relating to Pepperl+Fuchs Product Information".

Pepperl+Fuchs Group  
www.pepperl-fuchs.com

USA: +1 330 486 0001  
fa-info@us.pepperl-fuchs.com

Germany: +49 621 776 4411  
fa-info@de.pepperl-fuchs.com

Singapore: +65 6779 9091  
fa-info@sg.pepperl-fuchs.com

**Technical data****General specifications**

Number of read/write heads	max. 4 alternative 2 read/write heads and 2 trigger sensors
UL File Number	E87056

**Indicators/operating means**

LEDs CH1, CH2, CH3, CH4	Status indicator for read/write heads green: command at read/write head active yellow: approx. 1 second long, if command was successfully executed
LED PWR/ERR	green: power on red: profinet bus failure
LED Link1/Link2	green: network connection
LED Traffic	green: flashes in rhythm with the transmitted data
LC display	two-line multi-function display with 12 characters per line configuration of the control interface and display of connected read/write heads as additional pictograms; easy and direct selection of operating commands
Button	4 keys: ESC, up, down and return

**Electrical specifications**

Rated operating voltage	$U_e$	20 ... 30 V DC , PELV
Ripple		≤ 10 % at 30 V DC
Current consumption		≤ 8 A incl. read/write heads
Power consumption	$P_0$	3.5 W Without read/write heads
Electrical isolation		basic insulation acc. to DIN EN 50178, rated insulation voltage of 50 V <sub>eff</sub>

**Interface 1**

Physical	Ethernet
Protocol	SMTP HTTP TCP/IP (Port 10000) MODBUS/TCP EtherNet/IP PROFINET IO
Transfer rate	10 MBit/s or 100 MBit/s

**Interface 2**

Physical	Ethernet
Protocol	SMTP HTTP TCP/IP (Port 10000) MODBUS/TCP EtherNet/IP PROFINET IO
Transfer rate	10 MBit/s or 100 MBit/s

**Ambient conditions**

Ambient temperature	-25 ... 70 °C (-13 ... 158 °F)
Storage temperature	-30 ... 80 °C (-22 ... 176 °F)
Climatic conditions	air humidity max. 96 %
Shock and impact resistance	Oscillation (Sine): 5 g, 10 - 1000 Hz to EN 60068-2-6 Shock (Half-sine): 30 g, 11 ms in accordance with EN 60068-2-27

**Mechanical specifications**

Protection degree	IP67
Connection	Read/write heads: shielded, 4-pin, M12 connector Power supply: MSTB AIDA Protective earth: M6 earthing screw Ethernet: RJ-45 AIDA
Material	
Housing	powder coated aluminum
Installation	snap-on to 35 mm standard rail or screw fixing
Mass	approx. 1000 g

**Compliance with standards and directives**

Directive conformity	
EMC Directive 2004/108/EC	EN 61326-1:2006
Standard conformity	
Protection degree	IEC 60529:2001

**Function**

The innovative concept of the RFID identification system **IDENTControl** from Pepperl+Fuchs has many advantages in comparison to other systems. The core piece of the system is the evaluation unit **IDENTControl**.

Thanks to the integrated interfaces for all standard field bus systems such as PROFIBUS, EtherNet, PROFINET IO, DeviceNet, serial connections (RS 232/RS 485/RS 422) and numerous connection options for inductive write/read heads as well as microwave antennas, the evaluation unit **IDENTControl** can be adjusted to your needs in a flexible and easy manner.

LEDs indicate operating power and bus communication, connected write/read heads and active write/read commands.

Mounting the unit onto DIN mounting rails is easy thanks to the snap-fits on the back of the housing of the evaluation unit **IDENTControl**. With its L-shaped housing, the evaluation unit including bus connector fits into a 120 mm grid in the switch cabinet. The mounting depth of 70 mm furthermore enables installation in flat switch boxes with a depth of only 100 mm.

There are 3 further mounting holes for field mounting.

**Accessories****ICZ-AIDA1-MSTB-0,2M-PUR-V1-G**

Connection cable MSTB to M12 connector

**ICZ-AIDA1-B**

Blind plug for IC-KP-B17-AIDA1

**ICZ-AIDA1-MSTB**

Plug connector MSTB

**V1-G-5M-PUR-ABG-V1-W**

Connecting cable, M12 to M12, PUR cable 4-pin, shielded

**ICZ-AIDA1-V45**

Plug connector for RJ-45

**CBL-PUR-PN-GN-04x034-100M**

Cable, PROFINET, PUR/PE, 4-pin, shielded