



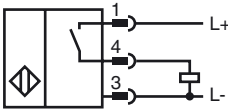
Model Number

CBN15-18GK75-E2-V1

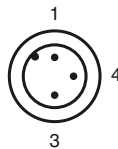
Features

- 15 mm non-flush
- The switching distance can be set over a wide range with the potentiometer

Connection



Pinout



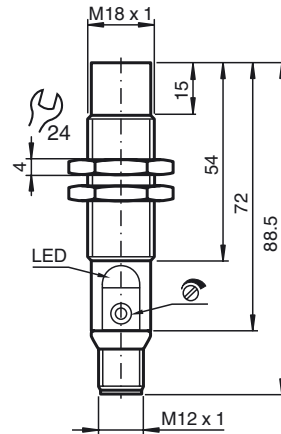
Wire colors in accordance with EN 60947-5-2

1	BN	(brown)
3	BU	(blue)
4	BK	(black)

Accessories

- BF 18**
Mounting flange, 18 mm
- V1-G**
Female connector, M12, 4-pin, field attachable
- V1-W**
Female connector, M12, 4-pin, field attachable
- V1-G-2M-PUR**
Female cordset, M12, 4-pin, PUR cable
- V1-W-2M-PUR**
Female cordset, M12, 4-pin, PUR cable

Dimensions



Technical Data

General specifications

Switching element function		PNP	NO
Rated operating distance	s_n	2 ... 15 mm	
Installation		non-flush	
Output polarity		DC	

Nominal ratings

Operating voltage	U_B	10 ... 30 V
Switching frequency	f	0 ... 100 Hz
Reverse polarity protection		reverse polarity protected
Short-circuit protection		pulsing
Voltage drop	U_d	≤ 1.5 V
Temperature drift		max. 20 % at -5 ... 55 °C (23 ... 131 °F)
Operating current	I_L	0 ... 100 mA
No-load supply current	I_0	≤ 15 mA
Time delay before availability	t_v	≤ 300 ms

Indicators/operating means

LED green	Operating display
LED yellow	indication switching state
Potentiometer	sensitivity adjustment

Ambient conditions

Ambient temperature	-25 ... 85 °C (-13 ... 185 °F)
---------------------	--------------------------------

Mechanical specifications

Connection type	Connector M12 x 1 , 3-pin
Housing material	PBT
Sensing face	PBT
Protection degree	IP67

Compliance with standards and directives

Standard conformity	
Standards	EN 60947-5-2:2007 IEC 60947-5-2:2007

Approvals and certificates

Protection class	II
UL approval	cULus Listed, General Purpose
CCC approval	CCC approval / marking not required for products rated ≤ 36 V

Release date: 2013-03-25 15:08 Date of issue: 2013-03-25 237043_eng.xml