



Model Number

ML100-8-W-200-RT/102/115b

Diffuse mode sensor
with 2 m fixed cable and 4-pin, M12 x 1
connector

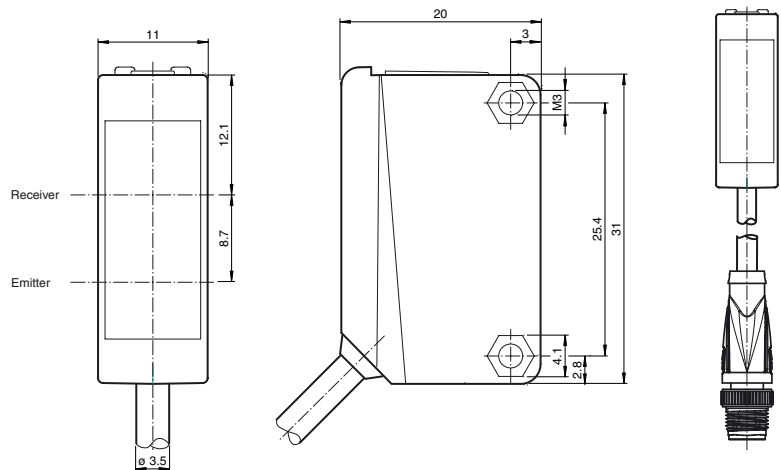
Features

- Miniature design
- Easy to use
- Very bright, highly visible light spot
- Full metal thread mounting
- Highly visible LEDs for Power ON and switching state
- Not sensitive to ambient light

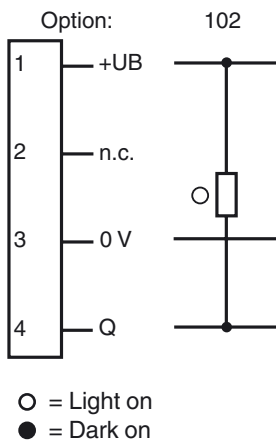
Product information

The ML100 series is characterized by its miniature housing with integral, all-metal threaded bushings. All versions are equipped with a visible red transmitter LED. This greatly simplifies installation and commissioning. The switching states are easily visible from all directions thanks to the highly visible LEDs.

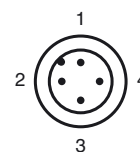
Dimensions



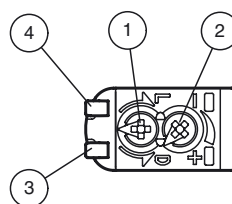
Electrical connection



Pinout



Indicators/operating means



1	Light-Dark-switching	
2	Sensitivity adjuster	
3	Signal display	yellow
4	Operating display	green

Release date: 2013-11-21 10:29 Date of issue: 2013-11-21 235964_eng.xml

Refer to "General Notes Relating to Pepperl+Fuchs Product Information".

Technical data**General specifications**

Detection range	0 ... 200 mm
Adjustment range	15 ... 200 mm
Reference target	standard white , 200 mm x 200 mm
Light source	LED
Light type	modulated visible red light
Diameter of the light spot	approx. 170 mm at a distance of 200 mm
Optical face	frontal
Ambient light limit	EN 60947-5-2

Functional safety related parameters

MTTF _d	860 a
Mission Time (T _M)	20 a
Diagnostic Coverage (DC)	0 %

Indicators/operating means

Operation indicator	LED green: power on
Function indicator	LED yellow, lights up with receiver lit
Control elements	sensitivity adjustment
Control elements	Light/Dark switch

Electrical specifications

Operating voltage	U _B	10 ... 30 V DC , class 2
Ripple		max. 10 %
No-load supply current	I ₀	< 20 mA

Output

Switching type	light/dark on, switchable	
Signal output	1 NPN output, short-circuit protected, reverse polarity protected, open collector	
Switching voltage	max. 30 V DC	
Switching current	max. 100 mA , resistive load	
Voltage drop	U _d	≤ 1.5 V DC
Switching frequency	f	1000 Hz
Response time		0.5 ms

Ambient conditions

Ambient temperature	-30 ... 60 °C (-22 ... 140 °F)
Storage temperature	-40 ... 70 °C (-40 ... 158 °F)

Mechanical specifications

Protection degree	IP67
Connection	300 mm fixed cable with 4-pin, M12 x 1 connector
Material	
Housing	PC (Polycarbonate)
Optical face	PMMA
Mass	approx. 20 g
Cable length	0.3 m

Compliance with standards and directives

Directive conformity	
EMC Directive 2004/108/EC	EN 60947-5-2
Standard conformity	
Standards	UL 508

Approvals and certificates

UL approval	cULus Listed, Class 2 Power Source, Type 1 enclosure
CCC approval	CCC approval / marking not required for products rated ≤36 V
Approvals	CE, cULus Listed 57M3 (Only in association with UL Class 2 power supply; Type 1 enclosure)

Accessories

OMH-ML100-01
Mounting bracket

OMH-ML100-02
Mounting bracket

OMH-ML100-03
Mounting aid for round steel ø 12 mm or sheet 1.5 mm ... 3 mm

OMH-ML100-04
Mounting bracket

OMH-ML100-05
Mounting bracket

OMH-F10-ML100
Mounting aid for ML100 series

OMH-10
Mounting aid

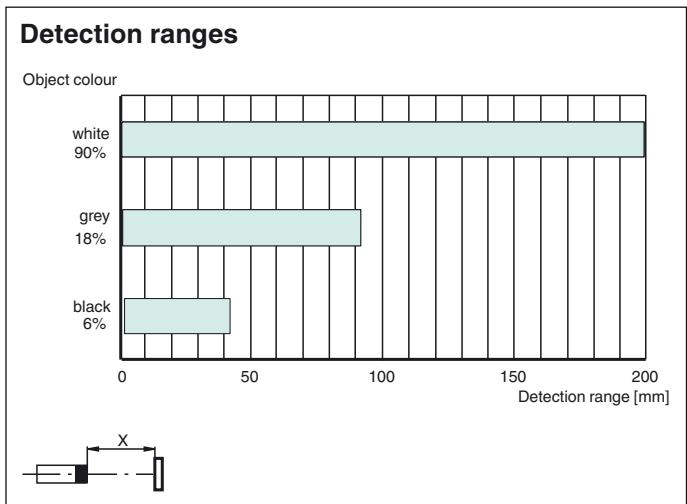
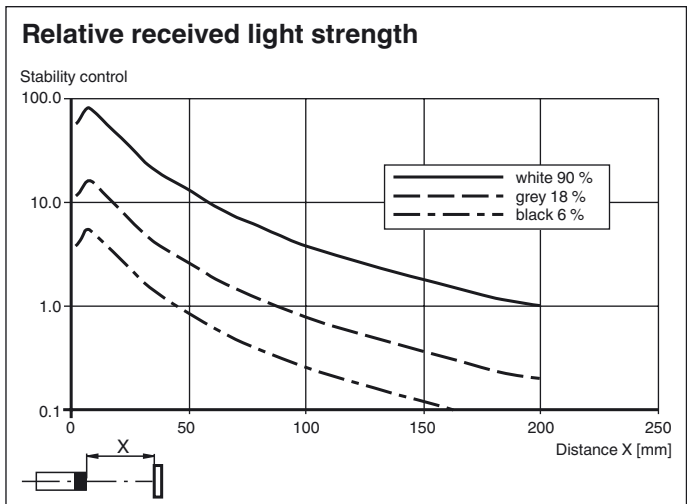
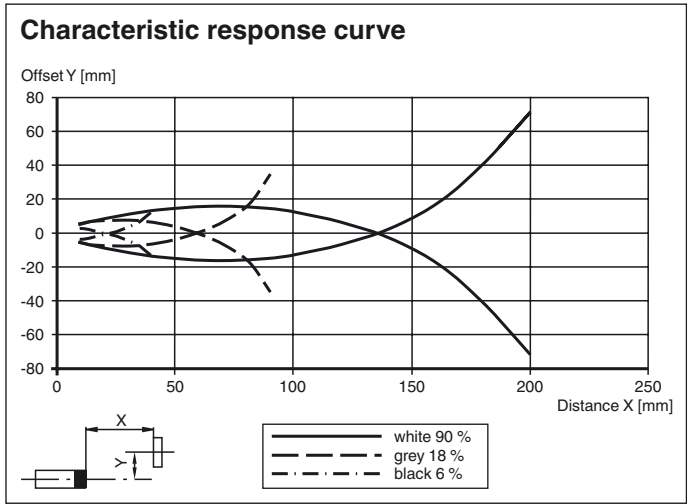
OMH-ML100-S1
Mounting bracket

V1-G-2M-PUR
Female cordset, M12, 4-pin, PUR cable

V1-W-2M-PUR
Female cordset, M12, 4-pin, PUR cable

Other suitable accessories can be found at www.pepperl-fuchs.com

Curves/Diagrams



Release date: 2013-11-21 10:29 Date of issue: 2013-11-21 235964_eng.xml

Refer to "General Notes Relating to Pepperl+Fuchs Product Information".