



■ Features :

- Universal AC input / Full range
- 3 pole AC inlet IEC320-C14
- Built-in active PFC function, PF>0.91
- Protections: Short circuit / Overload / Over voltage / Over temperature
- Fully enclosed plastic case
- Approvals: UL / CUL / PSE / TUV / BSMI / CB / FCC / CE
- Class I power (with earth pin)
- LED indicator for power on
- No load power consumption<0.5W
- ErP step2 compliant
- NRCan compliant
- Meet EISA 2007 (Energy Independence and Security Act)
- 2 years warranty

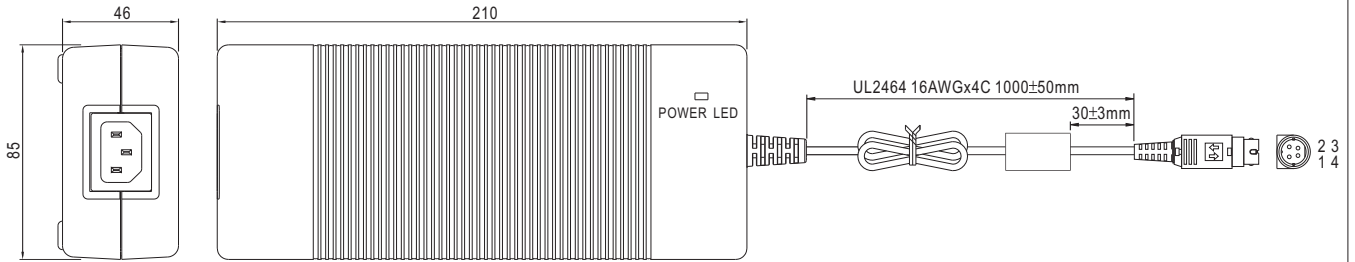


SPECIFICATION

| ORDER NO. | GS220A12-R7B | GS220A15-R7B | GS220A20-R7B | GS220A24-R7B | GS220A48-R7B | |
|------------------------|---|--|--------------|--------------|--------------|----------|
| OUTPUT | SAFETY MODEL NO. | GS220A12 | GS220A15 | GS220A20 | GS220A24 | GS220A48 |
| | DC VOLTAGE <small>Note.2</small> | 12V | 15V | 20V | 24V | 48V |
| | RATED CURRENT | 15A | 13.4A | 11A | 9.2A | 4.6A |
| | CURRENT RANGE | 0 ~ 15A | 0 ~ 13.4A | 0 ~ 11A | 0 ~ 9.2A | 0 ~ 4.6A |
| | RATED POWER (max.) | 180W | 201W | 220W | 221W | 221W |
| | RIPPLE & NOISE (max.) <small>Note.3</small> | 80mVp-p | 100mVp-p | 150mVp-p | 180mVp-p | 240mVp-p |
| | VOLTAGE TOLERANCE <small>Note.4</small> | ±5.0% | ±5.0% | ±4.0% | ±3.0% | ±2.0% |
| | LINE REGULATION <small>Note.5</small> | ±1.0% | ±1.0% | ±1.0% | ±1.0% | ±1.0% |
| | LOAD REGULATION | ±5.0% | ±5.0% | ±4.0% | ±3.0% | ±2.0% |
| | SETUP, RISE TIME <small>Note.7</small> | 2000ms, 20ms / 230VAC 2000ms, 20ms / 115VAC at full load | | | | |
| HOLD UP TIME (Typ.) | 20ms / 230VAC 20ms / 115VAC at full load | | | | | |
| INPUT | VOLTAGE RANGE <small>Note.8</small> | 90 ~ 264VAC 127 ~ 370VDC | | | | |
| | FREQUENCY RANGE | 47 ~ 63Hz | | | | |
| | POWER FACTOR (Typ.) | PF>0.91 / 230VAC PF>0.98 / 115VAC at full load | | | | |
| | EFFICIENCY (Typ.) | 90% | 90% | 92% | 93.5% | 94.5% |
| | AC CURRENT (Typ.) | 4A / 115VAC 2A / 230VAC | | | | |
| | INRUSH CURRENT (max.) | 120A / 230VAC | | | | |
| LEAKAGE CURRENT(max.) | 1.5mA / 240VAC | | | | | |
| PROTECTION | OVERLOAD | 105 ~ 135% rated output power Protection type : Hiccup mode, recovers automatically after fault condition is removed | | | | |
| | OVER VOLTAGE | 105 ~ 135% rated output voltage Protection type : Shut down o/p voltage, re-power on to recover | | | | |
| | OVER TEMPERATURE | 95°C ±5°C (TSW1) detect on heatsink of power transistor Protection type : Shut down o/p voltage, recovers automatically after temperature goes down | | | | |
| ENVIRONMENT | WORKING TEMP. | -30 ~ +60°C (Refer to "Derating Curve") | | | | |
| | WORKING HUMIDITY | 20% ~ 90% RH non-condensing | | | | |
| | STORAGE TEMP., HUMIDITY | -40 ~ +85°C, 10 ~ 95% RH | | | | |
| | TEMP. COEFFICIENT | ±0.03% / °C (0~50°C) | | | | |
| | VIBRATION | 10 ~ 500Hz, 2G 10min./1cycle, period for 60min. each along X, Y, Z axes | | | | |
| SAFETY & EMC (Note. 6) | SAFETY STANDARDS | UL60950-1, TUV EN60950-1, BSMI CNS14336, J60950-1(except for 48V) approved | | | | |
| | WITHSTAND VOLTAGE | I/P-O/P: 3KVAC | | | | |
| | ISOLATION RESISTANCE | I/P-O/P:100M Ohms / 500VDC / 25°C / 70% RH | | | | |
| | EMC EMISSION | Compliance to EN55022 class B, EN61000-3-2,3, FCC PART 15 class B / CISPR22 class B, CNS13438 class B | | | | |
| EMC IMMUNITY | Compliance to EN61000-4-2,3,4,5,6,8,11, light industry level, criteria A | | | | | |
| OTHERS | MTBF | 191.3K hrs min. MIL-HDBK-217F(25°C) | | | | |
| | DIMENSION | 210*85*46mm (L*W*H) | | | | |
| | PACKING | 1.1Kg; 12pcs/14.2Kg/0.73CUFT | | | | |
| CONNECTOR | PLUG | See page 2 ; Other type available by customer requested | | | | |
| | CABLE | See page 2 ; Other type available by customer requested | | | | |
| NOTE | <ol style="list-style-type: none"> 1. All parameters are specified at 230VAC input, rated load, 25°C 70% RH ambient. 2. DC voltage: The output voltage set at point measure by plug terminal & 50% load. 3. Ripple & noise are measured at 20MHz by using a 12" twisted pair terminated with a 0.1uf & 47uf capacitor. 4. Tolerance: includes set up tolerance, line regulation, load regulation. 5. Line regulation is measured from low line to high line at rated load. 6. The power supply is considered as an independent unit, but the final equipment still need to re-confirm that the whole system complies with the EMC directives. 7. Length of set up time is measured at first cold start. Turning ON/OFF the power supply may lead to increase of the set up time. 8. Derating may be needed under low input voltage. Please check the derating curve for more details. | | | | | |

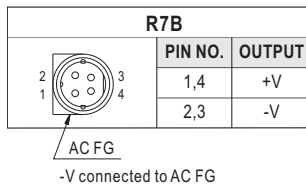
■ Mechanical Specification

Case No.961A Unit:mm

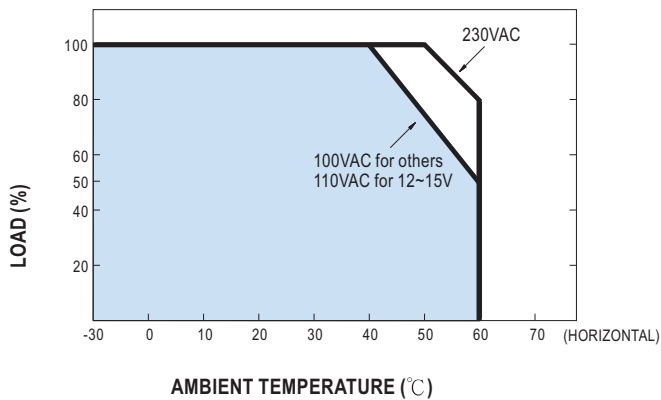


■ Plug Assignment

Standard plug: R7B



■ Derating Curve



■ Static Characteristics

