




Solving your relay requirements since 1922

Amperite Co.

(800) 752-2329
www.Amperite.com

DFW Series Wig-Wag Flasher

- Ideal for emergency vehicular use
- Solid state analog circuitry with alternating SPST relay contacts
- 15 AMP Relay contacts
- Small, compact, reliable and easy to install: only one wire runs to vehicle interior
- 12V DC input
- 5 terminal or 5 wire lead configuration



The Amperite Model DFW wig-wag flasher is a combination solid state/electromechanical device that is designed to alternately flash a pair of lamps on police, ambulance, school buses, EMS, and other emergency vehicles. Its flash rate of approximately 110 times per minute provides maximum warning effectiveness to both traffic and pedestrians.

The DFW flasher unit employs a pair of heavy duty automotive relays, each of which are driven by a silicon transistor connected in a switching configuration. The oscillator circuit provides proven solid state reliability while the relays allow control of heavy load currents without the need for a heat sink.

The units are small and compact, allowing easy installation in the engine compartment of any vehicle. It is epoxy encapsulated to provide maximum protection against vehicle and engine vibration. Two versions are available for installation, using quick-connect terminals or hard wiring to the vehicle harness.

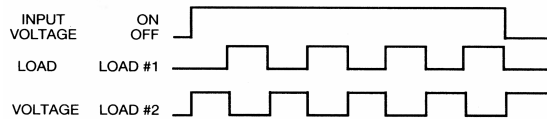


Timing Mode:

On/off recycling flasher with alternating outputs. Flash rate is fixed at 110 FPM with a 50% duty cycle. Custom flash rates and duty cycles are available.



Timing Diagram:



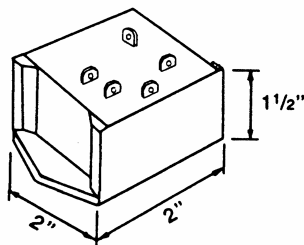
Contact Information:

Arrangement: 2 SPST CONTACTS -Normally open (2 form A)
Rating: (Resistive): 15A for each output contact
(Incandescent): 200 watts maximum lamp load (each side)



MECHANICAL INFORMATION:

Load and Input Termination: quick connects or #14 gauge wire harness.
Enclosure: Black plastic case
Mounting: Two screw mounting wings.
Weight: 4 oz (112g) approx.



OUTLINE DIMENSIONS:



Solving your relay requirements since 1922

Amperite Co.

(800) 752-2329
www.Amperite.com



TIMING SPECIFICATIONS:

Flash Rate - Fixed Standard - 110 FPM

Custom rates are available from 10 - 120 FPM.

Flash Rate Tolerance: $\pm 10\%$



INITIAL DIELECTRIC STRENGTH:

Between contacts & coil: 500V RMS



Input Information: Voltage: 10.5 to 16V DC

Power Required: 2 Watts or less

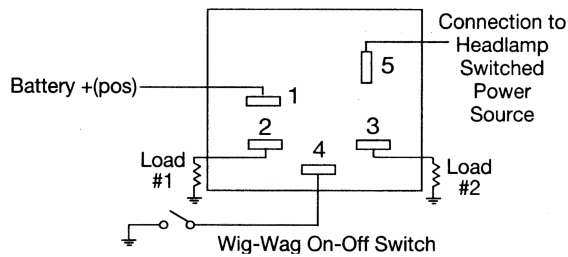


INPUT VOLTAGES & LIMITS

Nominal	Minimum	Maximum
12V DC	10.5V DC	16V DC



WIRING DIAGRAM:



WIRING OPTIONS

1. (Red) Connect directly to battery + (pos) terminal
- 2 & 3. (Blue) Headlamps or other loads (2 output wires)
4. (Black) connect to terminal of Wig-Wag off-on switch.
Connect normally open terminal of switch to chassis ground
- Note: This is the only wire that needs t be run to the interior of the vehicle.
5. (Orange) To existing headlamp power switch

Note: Generally, the Wig-Wag Flasher is connected to alternate the high beams of the vehicle independently of the low beams. Connected properly, the Wig-Wag will not interfere with the high beams. If the high beam switch is turned on while the Wig-Wag is in use, the lights will stop alternating and will remain on until the high beam switch is turned off.

Option L: Flasher unit with quick connect terminals.

Option H: Flasher unit with #14 gauge flexible wire terminations, approximately 18" (300 centimeters) long.

Option H color code:

+12 volts input	Red	Load (2 output wires).....	Blue
Ground (vehicle chassis)	Black	Headlamp switch	Orange



Solving your relay requirements since 1922

Amperite Co.

(800) 752-2329

www.Amperite.com

Ordering Information:

Definition of a part number for the Amperite

DFW Series Flasher.

Example:

12 F 110 H DFW
↑ ↑ ↑ ↑ ↑
A B C D E

A: Denotes nominal input voltage: Voltage Available

B. Denotes flasher configuration.

C. Denotes form of termination - H = #14 gauge flexible wire

L = quick connect input and load terminals

E. Denotes DFW Series alternating flasher.