



**AMPERITE CO.**  
 (800) 752-2329  
 E-Mail: info@amperite.com • Web site: www.amperite.com

## ST1D Series Solid State Delay-On-Make Timer

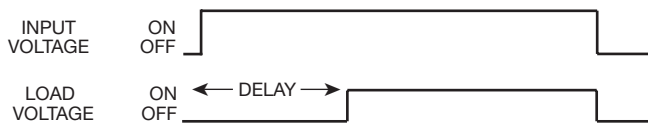
- 100% Solid State Circuitry – no moving parts
- CMOS digital circuitry
- Adjustable delay by means of a 10 position DIP switch
- 3 ampere continuous load current  
 (10 amperes available; consult factory)



### TIMING MODE:

Delay on operate begins upon application of input power. The load is energized at the end of the delay period and remains so until input power is removed.

### TIMING DIAGRAM:



### CONTACT INFORMATION:

Solid state switching device 1 form A; normally open series connection. Continuous current rating 3 amperes. Maximum inrush 20 amperes. Voltage drop 2.5 volts RMS or less @ 3 amperes. (For 10 ampere load current rating consult factory).

**NOTE:** Maximum current rating for 110V DC is 2 amperes (heat sink required).

### TIMING SPECIFICATIONS:

Two timing ranges available:  
 .2 to 102.3 seconds in increments of 0.1 second and  
 1 to 1023 seconds in increments of 1 second.

#### Custom timing available.

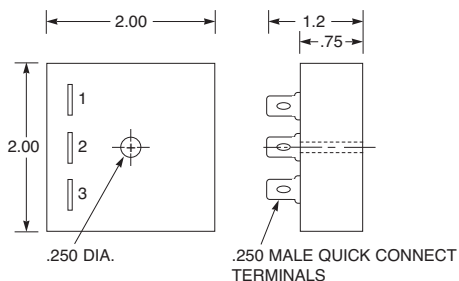
Timing adjustment by means of a 10 position DIP switch encoded in binary format (1, 2, 4, 8, etc.)

Timing accuracy: +/- 5% plus 1/2 increment

Timing repeatability: 2%

Timing cycle interrupt transfer: none

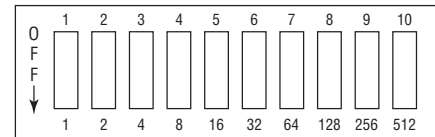
### OUTLINE DIMENSIONS:



### AC (60 Hz) and DC INPUT VOLTAGES & LIMITS:

Nominal	Minimum	Maximum
12V	10V	14V
24V	20V	28V
48V	41V	55V
110V	95V	125V
120V	105V	130V

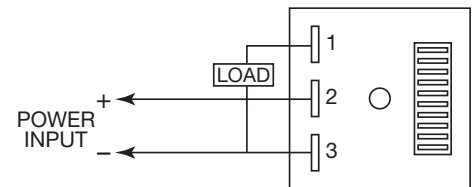
### TIMING CONTROL SWITCH:



#### Timing Switch

DELAY = SUM OF SWITCH WEIGHTS  
 SET TO THE ON POSITION

### WIRING DIAGRAM:



### MECHANICAL INFORMATION:

Enclosure 2 x 2 x 3/4 inch black plastic, epoxy sealed. Center hole mounting. Three 1/4 inch quick connect male terminals.

### Ordering Information:

Definition of a part number for the Amperite ST1D Series Time Delay Relay:

Example:

120   A   1-1023   S   ST1D  
 ↑     ↑     ↑     ↑     ↑  
 A   B   C   D   E

- A: Denotes nominal input voltage. Voltages available 12, 24, 48, 110 and 120V AC or DC. **Custom voltages are available; consult factory.**
- B: Denotes input current:  
 A = AC - Alternating Current; D = DC - Direct Current
- C: Denotes range of timing adjustability using built-in DIP switch. Ranges available are listed above.
- D: Denotes unit of time delay: S = seconds.
- E: Denotes Amperite ST1D Series solid state delay-on-make timer.