

Withings

Smart Body Scale

User Manual

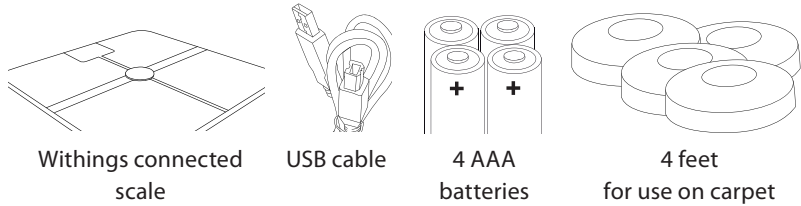




Read this manual before use. Keep it for future reference.

Intended Use: Withings Smart Body Scale is a digital monitor intended for use in measuring weight and body fat mass in generally healthy adults 18 years of age or older. It is intended for use in the home/domestic setting only.

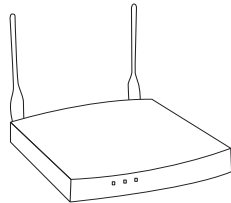
Inside the box



Before you start, you need:



Computer



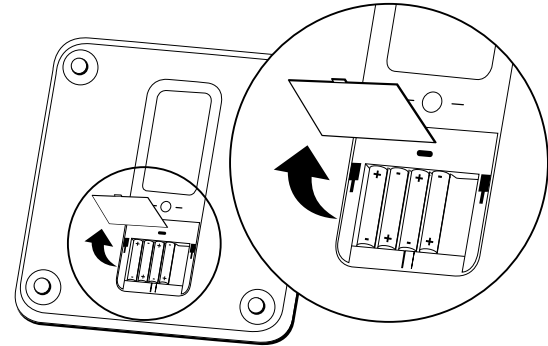
Wifi Internet access point (router)

Thank you for choosing Smart Body Scale

Congratulations on your purchase! With the Withings connected scale, you are going to control your fitness over the long-term, by simplifying your life. All of your measurements will be available in your personal web dashboard. This guide to getting started will enable you to avail of all its advantages in a few minutes.

① Inserting the batteries

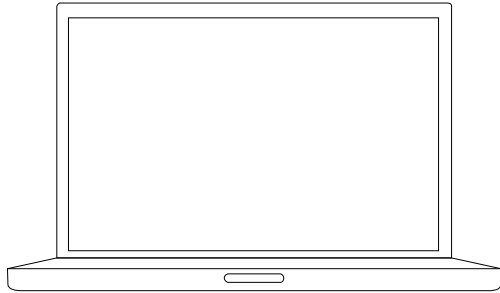
1. First turn the scale upside down and place it on a flat surface, being careful not to scratch it.
2. Open the cover on the underside of the scale and insert the 4 batteries supplied, taking care to respect the polarities.



② Connect the scale to your Wi-Fi Network

1. Launch the web browser of your personal computer.
2. Visit the following URL and follow the instructions:

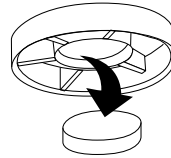
<http://start.withings.com>



Once you're done, you're all set and can start using the scale!

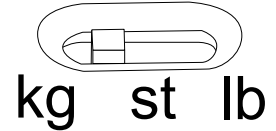
Other Settings

If using on a carpet,



add the 4 feet provided.

To change the display units:



use the adjustment button situated in the battery compartment.

Any questions?

Advice regarding the installation and use of the Withings scale is available on-line at:

<http://support.withings.com>

Important Safety Information



General Usage

- This product is not suitable for people with a Pacemaker or other cardiac stimulator.
- The Withings scale data must be considered purely as reference values and not as a medical opinion.
- A doctor must be consulted before making any decision regarding a change in diet or physical activity.
- Do not use the scale on a wet floor or with wet feet; you risk slipping and falling.
- Do not stand on the edges of the scale but well to the centre.

AAA Alkaline Cells Usage

- If AAA alkaline cells fluid should get on your skin or clothing, immediately rinse with plenty of clean water.
- Use only four AAA alkaline cells with this blood pressure monitor. Do not use any other types of AAA alkaline cells.
- Do not insert AAA alkaline cells with their polarities incorrectly aligned.
- Replace old AAA alkaline cells with new ones immediately. Replace all four AAA alkaline cells at the same time.
- Do not use new and used AAA alkaline cells together

Care Instructions

Replacing the AAA alkaline cells

If the low battery symbol appears on the device screen, replace all four AAA alkaline cells at the same time.

1. Remove the AAA alkaline cells cover at the lower end of the aluminum tube.
2. Install or replace four AAA alkaline cells so that the + (positive) and – (negative) polarities match the polarities indicated on the AAA alkaline cells compartment.
3. Put the AAA alkaline cells cover back in place.

If the device will not be used for a long period of time, it is advised to remove the alkaline cells.

Cleaning your scale

Important! Never use detergents to clean your scale. You may irreversibly damage the coating that protects the electrodes used to measure your body fat mass.

EC REP EU Representative

Withings SAS
20 bis rue Rouget de Lisle
92442 Issy-les-Moulineaux Cedex
France

US Representative

Withings Inc.
16192 Coastal Highway
Lewes DE 19958
United States of America

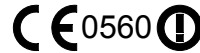
 **Manufacturer**

Zhongshan Transtek Electronics Co.,Ltd.
Jin'an Road, Minzhong, Zhongshan 528441 China

 **Type B Applied part**

Specifications

Model: WBS01
Power source: LR03 (AAA) x 4
Weight display units: kb, lb, stlb
Maximum weight capacity: 180 kg/ 396 lb
Graduation: 0.1 kg/ 0.2 lb
Connectivity: USB (for initial set-up), 802.11 b/g (Wi-Fi)
Weight of equipment: 2.3kg/ 5.1 lbs
Dimensions: 320 x 320 x 23 mm
Operating Conditions: 10-40°C, 30 to 80% relative humidity without condensation
Storage and transport conditions: -20 to 60°C. 10 to 95% relative humidity.



This device complies with Part 15 of the FCC Rules. Operation is subject to the following two conditions: (1) This device may not cause harmful interference, and (2) This device must accept any interference received, including interference that may cause undesired operation.

Withings

User manual v7- February 2012
© 2012 Withings. All rights reserved.

P/N: WBS01

