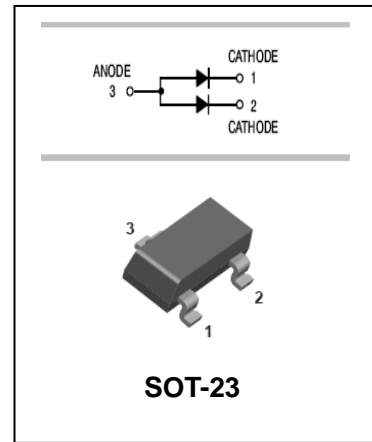


## Surface mount switching diode

## MMBD2837/MMBD2838

### FEATURES

- High speed switching:  $t_{rr}=3.0\text{ns}(\text{max})$
- Low capacitance:  $C_T=1.1\text{pF}(\text{typ.})$



### APPLICATIONS

- Small signal switching

### ORDERING INFORMATION

Type No.	Marking	Package Code
MMBD2837	A5	SOT-23
MMBD2838	A61	SOT-23

### MAXIMUM RATING @ $T_a=25^\circ\text{C}$ unless otherwise specified

Parameter	Symbol	Limits		Unit
		MMBD2837	MMBD2838	
Non-Repetitive Peak reverse voltage	$V_{RM}$	35	75	V
DC Reverse Voltage	$V_R$	30	50	V
Average rectified output Current	$I_o$	100		mA
Power Dissipation	$P_d$	150		mW
Junction temperature	$T_J$	125		$^\circ\text{C}$
Storage temperature	$T_{STG}$	-55-125		$^\circ\text{C}$

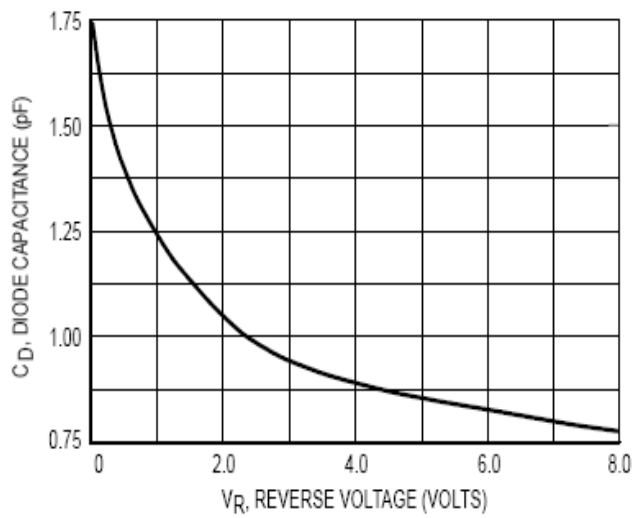
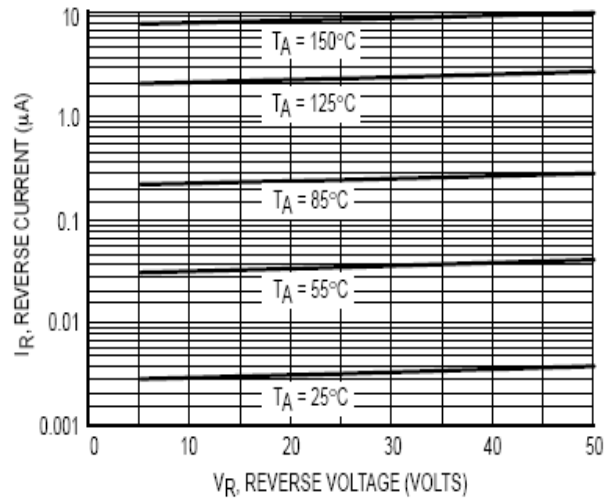
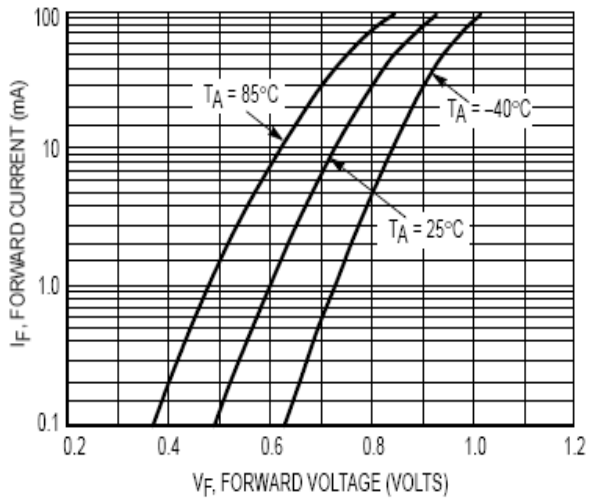
### ELECTRICAL CHARACTERISTICS @ $T_a=25^\circ\text{C}$ unless otherwise specified

Parameter	Symbol	Min.	Typ.	Max.	Unit	Conditions
Forward voltage	$V_{F1}$		0.67	1.0	V	$I_R=10\text{mA}$
	$V_{F2}$		0.75	1.1	V	$I_R=50\text{mA}$
	$V_{F3}$		0.85	1.2	V	$I_F=100\text{mA}$
Reverse current	$I_R$			0.1	$\mu\text{A}$	$V_R=30\text{V}$ MMBD2837
	$I_R$			0.1	$\mu\text{A}$	$V_R=50\text{V}$ MMBD2838
Capacitance between terminals	$C_T$		1.1	4	pF	$V_R=0, f=1\text{MHz}$
Reverse Recovery Time	$t_{rr}$			3	ns	$I_F=10\text{mA}, V_R=6V, I_{rr}=0.1 \cdot I_R, R_L=100\Omega$

## Surface mount switching diode

## MMBD2837/MMBD2838

### TYPICAL CHARACTERISTICS @ $T_a=25^\circ\text{C}$ unless otherwise specified



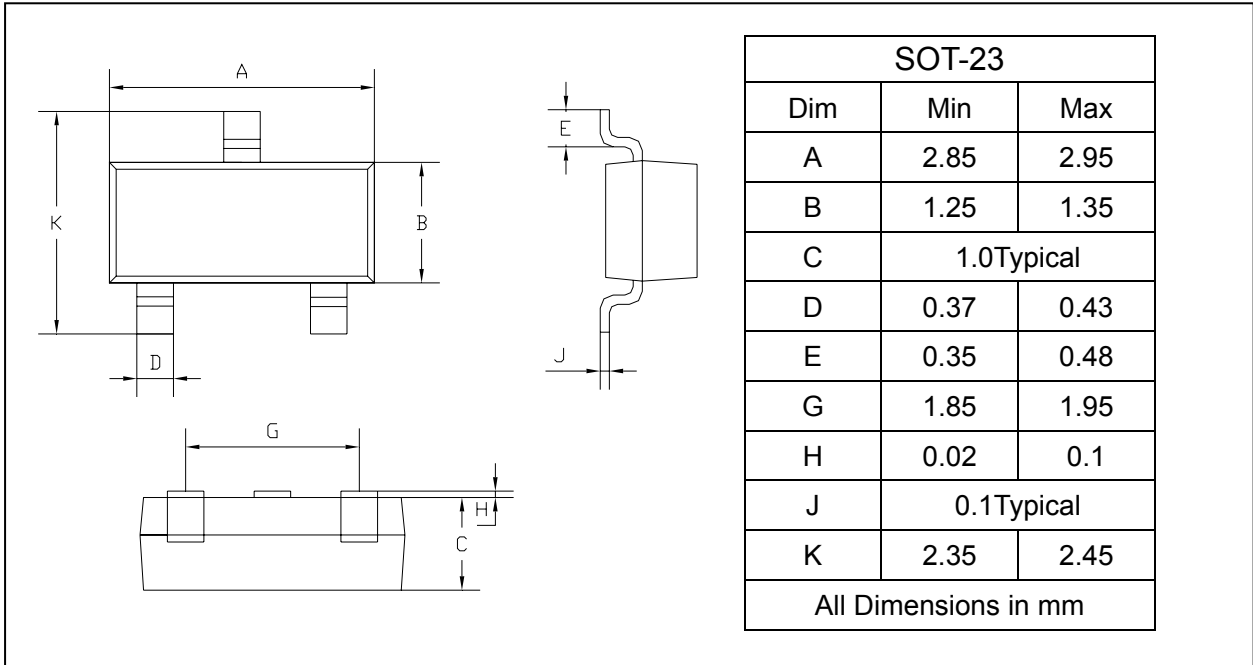
## Surface mount switching diode

## MMBD2837/MMBD2838

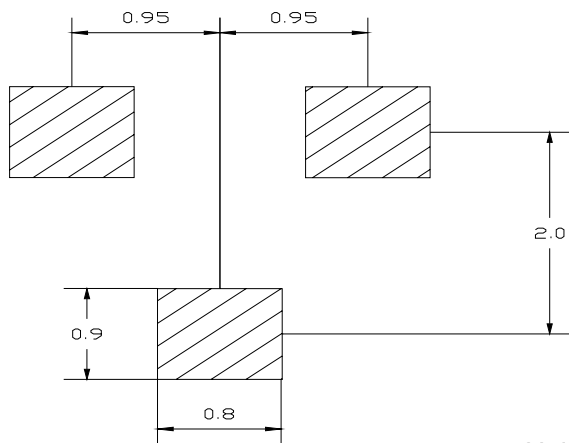
### PACKAGE OUTLINE

Plastic surface mounted package

SOT-23



### SOLDERING FOOTPRINT



Unit : mm

### PACKAGE INFORMATION

Device	Package	Shipping
MMBD2837/MMBD2838	SOT-23	3000/Tape&Reel