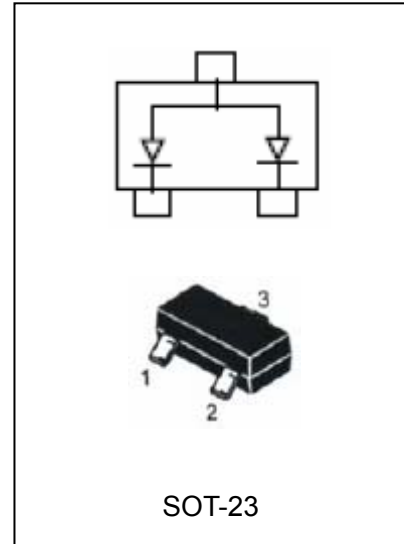


300 Mw Dual Surface Mount Zener Diodes

AZ23C2V7-AZ23C51

FEATURES

- SOT-23 surface mount package
- 300 mW power dissipation rating
- Ideally suited for automatic insertion
- ΔV_Z for both diodes in one case is $\leq 5\%$
- Common cathode style available see DZ series



ORDERING INFORMATION

Type No.	Marking	Package Code
AZ23C2V7-AZ23C51	See Table on page2	SOT-23

ABSOLUTE MAXIMUM RATING @ Ta=25°C unless otherwise specified

Parameter	Test Conditions	Symbol	Value	Unit
Power Dissipation	On fiberglass substrate	P_d	300	mW
Junction and storage temperature range		$T_j = T_{stg}$	-55...+150	°C

Maximum Thermal Resistance

$T_j = 25^\circ\text{C}$

Parameter	Test Conditions	Symbol	Value	Unit
Junction ambient	On fiberglass substrate	R_{thJA}	420	K/W

300 Mw Dual Surface Mount Zener Diodes**AZ23C2V7-AZ23C51**

ELECTRICAL CHARACTERISTICS @ Ta=25°C unless otherwise specified

Type Number	Marking Code	V _Z	Z _{ZT}	Z _{ZK}	T _C	V _R
		V	Ω	Ω	%/°C	V
		@I _{ZT} =5mA	@I _{ZT} =5mA	@I _{ZT} =1mA		@I _R =0.1uA
AZ23C2V7	KD1	2.5to2.9	83	500	-0.065	-
AZ23C3V0	KD2	2.8to3.2	95	500	-0.060	-
AZ23C3V3	KD3	3.1to3.5	95	500	-0.055	-
AZ23C3V6	KD4	3.4to3.8	95	500	-0.055	-
AZ23C3V9	KD5	3.7to4.1	95	500	-0.050	-
AZ23C4V3	KD6	4.0to4.6	95	500	-0.035	-
AZ23C4V7	KD7	4.4to5.0	78	500	-0.015	-
AZ23C5V1	KD8	4.8to5.4	60	480	+0.005	0.8
AZ23C5V6	KD9	5.2to6.0	40	400	+0.020	1.0
AZ23C6V2	KDA	5.8to6.6	10	200	+0.030	2.0
AZ23C6V8	KDB	6.4to7.2	8	150	+0.045	3.0
AZ23C7V5	KDC	7.0to7.9	7	50	+0.050	5.0
AZ23C8V2	KDD	7.7to8.7	7	50	+0.055	6.0
AZ23C9V1	KDE	8.5to9.6	10	50	+0.065	7.0
AZ23C10	KDF	9.4to10.6	15	70	+0.065	7.5
AZ23C11	KDG	10.4to11.6	20	70	+0.070	8.5
AZ23C12	KDH	11.4to12.7	20	90	+0.075	9.0

300 Mw Dual Surface Mount Zener Diodes**AZ23C2V7-AZ23C51**

Type Number	Marking Code	V_Z	Z_{ZT}	Z_{ZK}	T_C	V_R
		V	Ω	Ω	%/°C	V
		@ $I_{ZT}=5mA$	@ $I_{ZT}=5mA$	@ $I_{ZT}=1mA$		@ $I_R=0.1\mu A$
AZ23C13	KDI	12.4to14.1	25	110	+0.080	10.0
AZ23C15	KDJ	13.8to15.6	30	110	+0.080	11.0
AZ23C16	KDK	15.3to17.1	40	170	+0.090	12.0
AZ23C18	KDL	16.8to19.1	50	170	+0.090	14.0
AZ23C20	KDM	18.8to21.2	50	220	+0.090	15.0
AZ23C22	KDN	20.8to23.3	55	220	+0.090	17.0
AZ23C24	KDO	22.8to25.6	80	220	+0.090	18.0
AZ23C27	KDP	25.1to28.9	80	250	+0.090	20.0
AZ23C30	KDQ	28to32	80	250	+0.090	22.5
AZ23C33	KDR	31to35	80	250	+0.090	25.0
AZ23C36	KDS	34to38	90	250	+0.090	27.0
AZ23C39	KDT	37to41	90	300	+0.110	29.0
AZ23C43	KDU	40to46	100	700	+0.110	32.0
AZ23C47	KDV	44to50	100	750	+0.110	35.0
AZ23C51	KDW	48to54	100	750	+0.110	38.0

- 1) Device on fiberglass substrate
- 2) Tested with I_{ZT} current pulses.Pulse width=5ms.

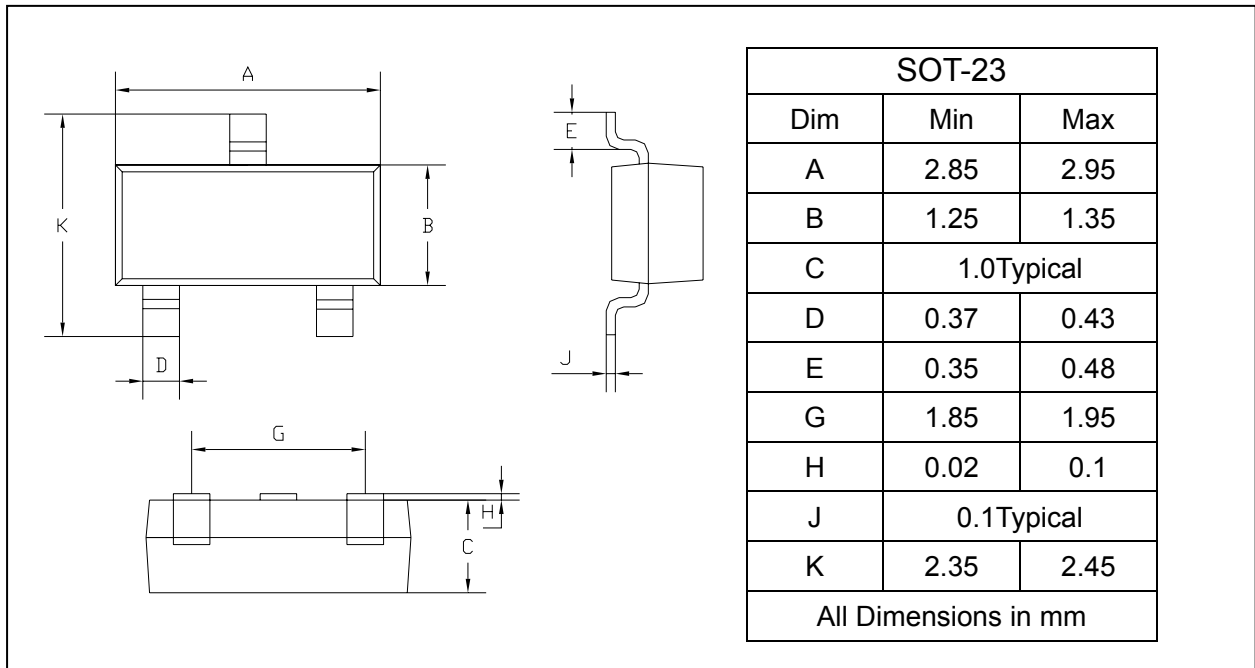
300 Mw Dual Surface Mount Zener Diodes

AZ23C2V7-AZ23C51

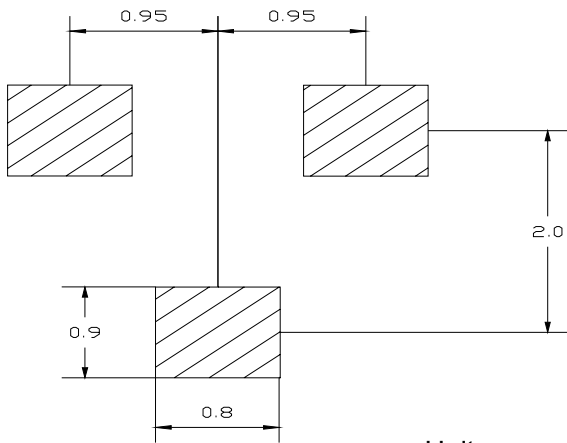
PACKAGE OUTLINE

Plastic surface mounted package

SOT-23



SOLDERING FOOTPRINT



PACKAGE INFORMATION

Device	Package	Shipping
AZ23C2V7-AZ23C51	SOT-23	3000/Tape&Reel