



2.5"W x 4.75"L x 1.5"H

- Universal 90-264VAC Input
- Compact Footprint
- High Efficiency
- Regulated Outputs
- 4242VDC Isolation
- Built in EMI Filter



<u>Model Number</u>	<u>Output Voltage</u>	<u>Output Amps (max)</u>	<u>Ripple/Noise pp,typ</u>
MK40S-5	5 VDC	8	50mv
MK40S-12	12 VDC	3.5	120mv
MK40S-15	15 VDC	2.8	150mv
MK40S-24	24 VDC	1.8	240mv

INPUT SPECIFICATIONS

Input Voltage Range	90-264 VAC; (110-240VAC Nominal.)
Frequency Range	47-63 Hz
Inrush Current, typ:	20A @ 115VAC Input * 40A @ 230VAC Input *
Leakage Current	<3.5mA at 264VAC, 50Hz

OUTPUT SPECIFICATIONS

Voltage and Current	See Selection Chart
Load Regulation	5V: $\pm 2\%$ of FS, typ (0% to 100% Load) All Others: $\pm 0.5\%$, typ
Line Regulation	± 0.5 , typ
Preset Accuracy	1%, typ
DC Voltage Adjust (typ)	$\pm 6\%$ of FS
Temperature Coefficient	$\pm 0.03\%/^{\circ}\text{C}$
Ripple/Noise	See Selection Chart
Over Voltage Protection	145% max. auto recovery *
Short Circuit Protection	Auto-recovery
Hold Up Time	16mS, typ (Nom I/P, FL)
Turn On Time	≤ 1.0 sec, typ
Rise Time	≤ 20 msec, typ
Over/Under Shoot	< 10% of FS

GENERAL SPECIFICATIONS

Isolation	I/P-O/P: 4242VDC I/P-Ground: 2121VDC O/P-Ground: 707VDC
Efficiency	80%, typ 5V:74%
Safety	UL/cUL: UL60950-1 2nd ed./ C22.2 60950-1 2nd ed. UL-EU: EN60950-1 2nd ed. CB: IEC60950-1 2nd ed. CE: EN60601-1-2

ENVIRONMENTAL SPECIFICATIONS

Oper. Temperature	0 to +60°C (See Derate)
Storage Temperature	-25 to +85°C *
Relative Humidity	10% to +95%, non-cond *
EMI (Designed to Meet)	EN55011, Class B
MTBF	100 kHrs Mil Std 217, 25°C

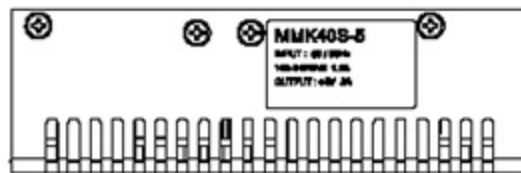
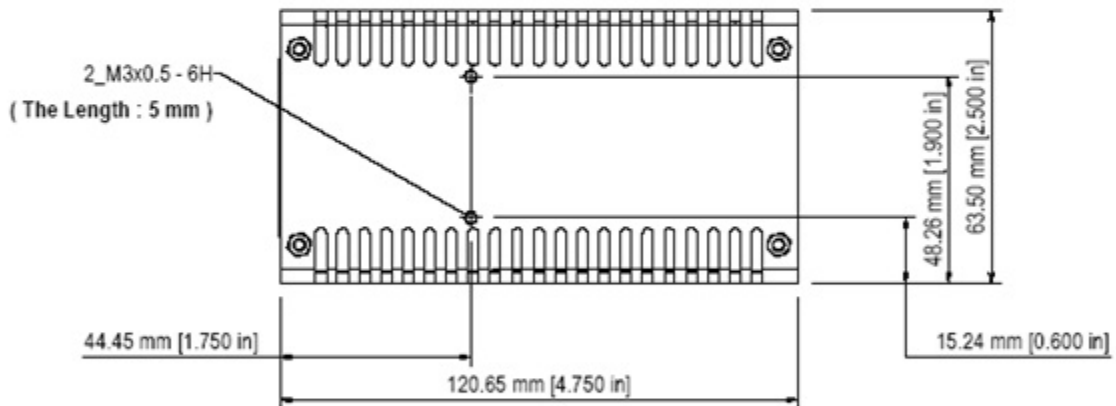
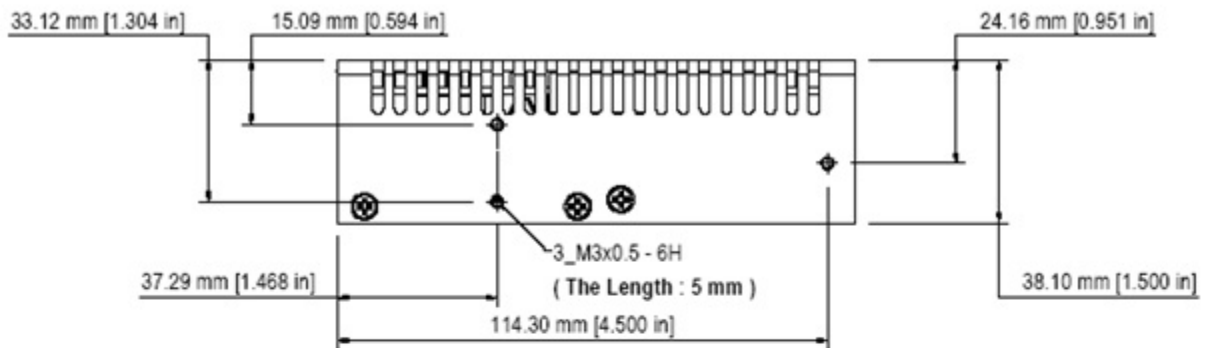
PHYSICAL SPECIFICATIONS

Size	4.75" x 2.5" x 1.5"
Construction	Enclosed
Weight	9.6 oz. (272g)

All specifications are typical at nominal input, full load, and 25°C unless otherwise noted

* These are stress ratings. Exposure of the devices to any of these conditions may adversely affect long term reliability. Proper operation under conditions other than the standard operating conditions is neither warranted nor implied.

MECHANICAL DIMENSIONS



PLEASE NOTE:

To improve specifications and safety isolation, connection designations may have changed from prior revisions. Please verify connections per product labels on input and output connections prior to applying power to the unit

Note: For our M3 x 0.5 aluminum threaded holes:
Recommended torque: 2.5 in-lbs, 3 in-lbs maximum (2.9 kgf-cm/3.5 kgf-cm max)

OUTPUT DERATING CURVE

