

320 Watt Medical Grade DIN Rail Mount Power Supply with PFC **PMMK320D** series



3.86"W x 8.03"L x 1.57"H

- 320 Watts Output Power
- Single Output
- Universal 90-264VAC Input
- 5VDC to 48VDC Outputs
- 5656VDC Input to Output Isolation
- Active Power Factor Correction



Model Number	Output Voltage	Output Amps (max)	Ripple & Noise max.	Efficiency
SINGLE OUTPUT				
PMMK320S-5D	5 VDC	60	100mV pk-pk	71%
PMMK320S-12D	12 VDC	26.7	120mV pk-pk	77%
PMMK320S-15D	15 VDC	21.4	150mV pk-pk	79%
PMMK320S-24D	24 VDC	13.4	150mV pk-pk	79%
PMMK320S-36D	36 VDC	8.9	150mV pk-pk	81%
PMMK320S-48D	48 VDC	6.7	150mV pk-pk	81%

All specifications are typical at nominal input, full load, and 25°C unless otherwise noted

320 Watt Medical Grade DIN Rail Mount Power Supply with PFC **PMMK320D** series

INPUT SPECIFICATIONS

Input Voltage Range	90-264 VAC; Nom: 100-240VAC
Frequency Range	47-63 Hz
Power Factor Correction	0.95, min. Nom I/P, FL
Inrush Current, typ:	30A @ 115VAC Cold Start, FL* 60A @ 230VAC Cold Start, FL*
Input Current	5.4 Amps max., 90V I/P 1.8 Amps max., 264V I/P
Leakage Current	<0.3mA, 240Vin, 50Hz

OUTPUT SPECIFICATIONS

Voltage and Current	See Selection Chart
Line Regulation (LL-HL)	±1%, max. (±1.5% 5 Vout)
Load Regulation 10%-FL	±1~1.5%, max.
Preset Accuracy (Note 3)	±1%, typ (±2% 5 Vout)
Ripple/Noise (Notes 1, & 4)	See Selection Chart
Over Voltage Protection	130% max. Auto Recovery *
Over Current Protection	160% max. Auto Recovery *
Short Circuit Protection	Auto Recover after fault condition is removed *
Turn On Delay Time	<4S
Rise Time	<25mS, typ (Nom I/P, FL)
Hold Up Time	20mS, typ (Nom I/P, FL)
Over-Shoot/Under Shoot	<10% of Nominal Output
Remote Sense	Compensates for up to 0.5V drop
Remote Shutdown	Open Collector, Logic "1" = ON "0" = Off. No Termination necessary to maintain constant "On" operation

PHYSICAL SPECIFICATIONS

Size	8.03"(L) x 3.86"(W) x 1.57"(H)
Construction	Enclosed
Weight	1.77 lb, (802g)

* These are stress ratings. Exposure of the devices to any of these conditions may adversely affect long term reliability. Proper operation under conditions other than the standard operating conditions is neither warranted nor implied.

GENERAL SPECIFICATIONS

Isolation (Note 2)	I/P-O/P: 5656VDC I/P-Ground: 2121VDC O/P-Ground: 707VDC
Insulation Resistance	≥20MΩ
Efficiency (FL, Nom I/P)	See Selection Chart
Safety UL/cUL:	ANSI/AAMI ES60601-1 3rd ed. CSA C22.2 No. 60601-1 3rd ed.
UL-EU:	EN60601-1 3rd ed.
CB:	IEC60601-1 3rd ed.
CE:	EN60601-1-2

ENVIRONMENTAL SPECIFICATIONS

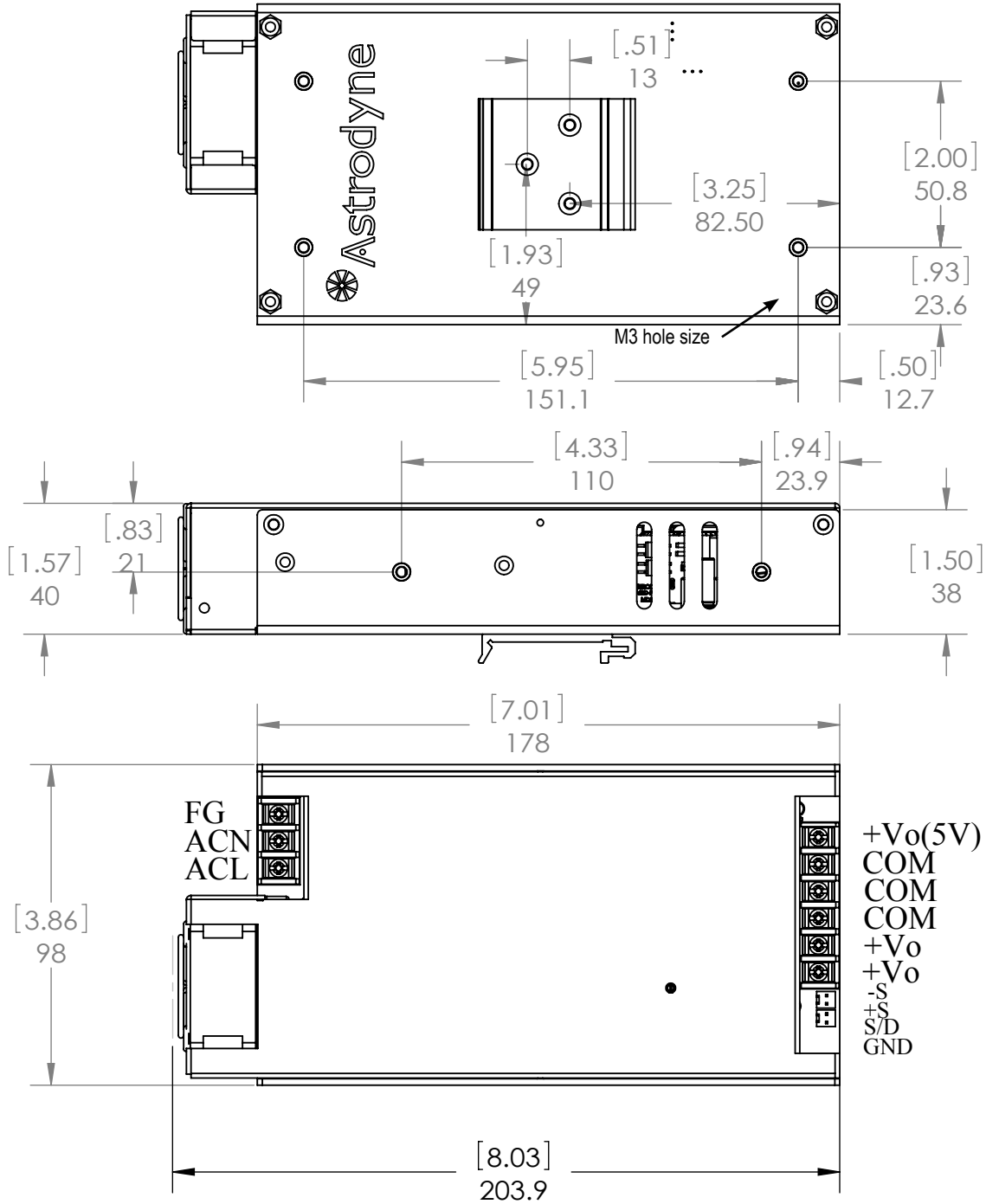
Oper. Temperature	-20 to +70°C (See Derate Curve)
Storage Temperature	-25 to +85°C *
Relative Humidity	10% to +90%, * Storage: 5-95%
EMS	
Harmonics	Class D, 61000-3-2
Fluctuations	61000-3-3
ESD	61000-4-2
RS	61000-4-3
EFT	61000-4-4
Surge	61000-4-5
CS	61000-4-6
MS	61000-4-8
DIPS	61000-4-11
EMI	EN55022 Class B
MTBF Mil Std 217F, 25°C	65,000 Hrs, min.
Vibration	4G Peak, 50-500Hz, 3 Axes
Drop Test	70 CM

NOTES

1. All measurements should be made directly at the terminals of the power supply
2. Isolation for up to 1 minute duration.
3. Preset Accuracy measured at nominal load, 120VAC input.
4. O/P Noise measured directly at the pins/terminals at nominal load, 0.1uF ceramic bypass and 47uF electrolytic, pk-pk @ 20MHz bandwidth.

320 Watt Medical Grade DIN Rail Mount Power Supply with PFC **PMMK320D** series

MECHANICAL DIMENSIONS

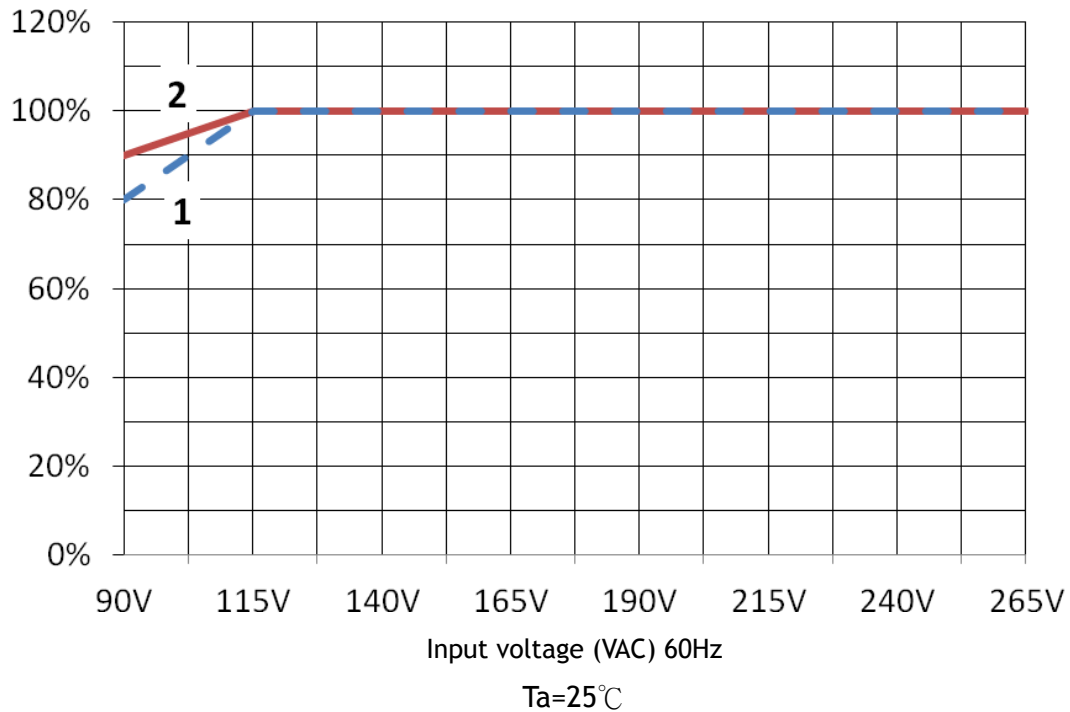
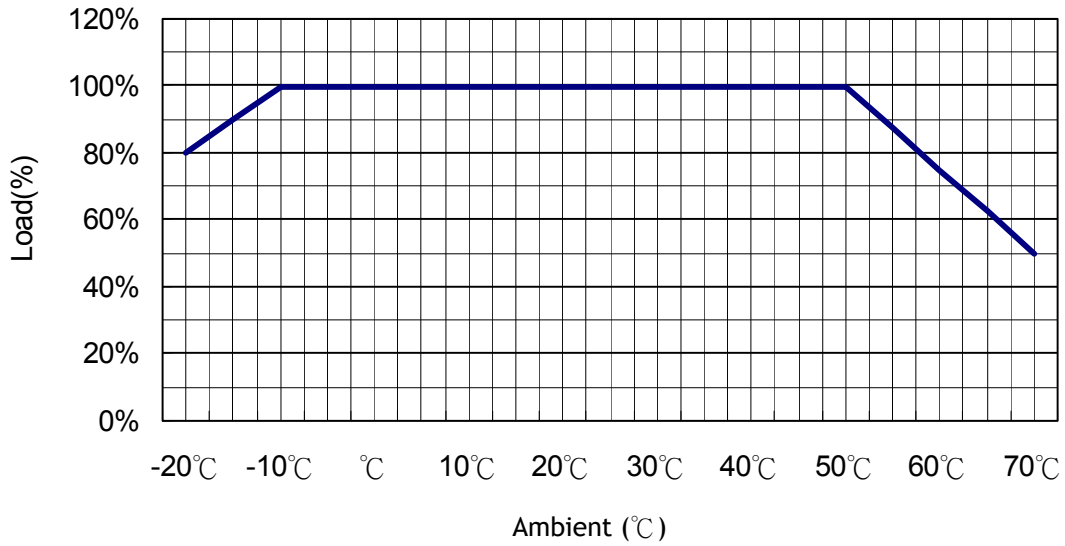


UNITS:mm (in)

Input connector: 3P/ 8.25mm pitch terminal block
Output connector: 6P/ 8.25mm pitch terminal block

320 Watt Medical Grade DIN Rail Mount Power Supply with PFC **PMMK320D** series

OUTPUT DERATING CURVE



- 1. 5V
- 2. 12、15、24、36、48V