




- Wide Input Voltage 90 to 264 VAC, 47 to 63 Hz 
- Output Voltage Tolerance: $\pm 2.5\%$ Typical
- 0 to 40°C Operating Temperature
- Short Circuit and Overload Protection
- LPS Efficiency Level IV

Available Features

- More Output Voltage Options - 7V to 48V
- Fixed-In-Place Input Cord
- Wall Plug-in Configuration
- Output Cordsets and Connector Configurations
- Optional ON/OFF Switch

Please contact Astrodyne/Jerome Industries at 908-353-5700



Model Number	Rated Power	Output Voltage	Output Amps
WSA512M	30 W	12 Volts(DC)	2.5 Amps
WSA515M	30 W	15 Volts(DC)	2.0 Amps
WSA524M	30 W	24 Volts(DC)	1.25 Amps

INPUT SPECIFICATIONS

Input Voltage Range	90-264 VAC
Frequency Range	47-63 Hz

Leakage Current @ 275VAC, 60Hz Input and Worst Case

Measurement Condition including Humidity Preconditioning per IEC60601-1 Clause 19

Class 1 Input Configuration

Earth Leakage Current	
Normal Condition (NC):	157uA
Single Fault Condition (SFC):	231.4uA

Enclosure Leakage Current	
NC:	1.36uA
SFC:	2.08uA

Patient Leakage Current to Output Negative Cord Connection	
NC:	58uA
SFC:	89uA

Patient Leakage Current, Mains Voltage Applied to Output Negative Cord Connection	
NC:	N/A
SFC:	153uA

Class 2 Input Configuration

Enclosure Leakage Current	
NC:	1.28uA
SFC:	2.06uA

Patient Leakage Current to Output Negative Cord Connection	
NC:	64uA
SFC:	112uA

Patient Leakage Current, Mains Voltage Applied to Output Negative Cord Connection	
NC:	N/A
SFC:	204uA

OUTPUT SPECIFICATIONS

Voltage and Current	See Selection Charts
Output Voltage Variance	± 5% @ FL
Load Regulation, FL-NL	± 5%, max.
Ripple/Noise @ FL	100mV p-p max.
Short Circuit Protection	Continuous
Hold-Up Time @ 120 Vin	20mS min.

GENERAL SPECIFICATIONS

Isolation	4000 Volts(AC)
Efficiency Level	IV
EMC (Note 1)	Meets requirements of European EMC Directive and the FCC
Emissions	FCC 47 CFR part 15B, CISPR11B (EN55011B), CISPR22B (EN55022B)
	EN61000-6-3 (light industrial) and EN61000-3-2
Immunity	CISPR24 (EN55024), EN61326 and EN61000-6-1
Safety	
(c)UL:	60601-1 (File # E160908)
TUV:	EN60601-1 (File # B050624072019)
MTBF @ 40°C	100,000 Hrs min.

PHYSICAL SPECIFICATIONS

Size	3.25" x 2.72" x 1.89"
Weight	7.76oz (220g)

ENVIRONMENTAL SPECIFICATIONS

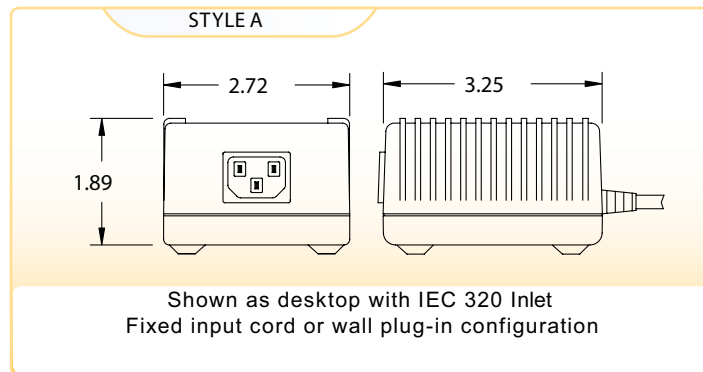
Operating:	
Operating. Temperature	0 to +40°C
Humidity	10% to 95%, non-cond
Atmospheric Pressure	70 to 106 kPa
Storage:	
Storage Temperature	-40 to +75°C
Humidity	10% to 95%, non-cond
Atmospheric Pressure	50 to 106 kPa

NOTES

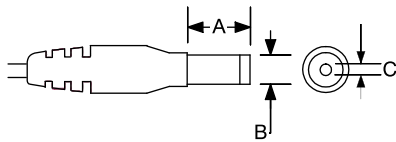
1. The EMC characteristics of the final system comprised of both the power supply and the main system must be evaluated to the applicable EMC environment regulations

All specifications are typical at nominal input, full load, and 25°C unless otherwise noted

MECHANICAL DIMENSIONS



OUTPUT CORD
Length: 6 FT
Gauge: 18
of Wires: 2
Color: Black



A	B	C
.374" 9.5mm	.216" 5.5mm	.083" 2.1mm



Call for engineering assistance at
(908) 353-5700 or fax us at (908) 353-1021