



**WATER COOLED HEAT EXCHANGER UNITS  
FOR MEDICAL AND INDUSTRIAL SYSTEMS**

The WL3000 is a re-circulating liquid to air heat exchanger that offers dependable, compact performance by removing large amounts of heat from a liquid circuit. The coolant is re-circulated using a high pressure pump to assure maximum flow rate. Heat from coolant is absorbed by a radiant heat exchanger and dissipated into the ambient environment using brand name fan. This unit incorporates a coolant filter to maintain peak performance throughout operation life of product. Manual adjustments can be made to control pressure and flow of liquid circuit. Customized features are available, however, MOQ applies.

**FEATURES**

- Compact design
- Reliable Operation
- Adjustable Flow Rate
- Bypass Valve Protection

**APPLICATIONS**

- Medical Imaging Systems
- Photonics Laser Systems
- X-Ray Scanning Systems
- Semiconductor Fabrication

Specifications	
<b>Performance</b>	
Cooling capacity <sup>1</sup>	3,000 Watts
Flow Rate	6.0 lpm @ 4 bar
<b>Operation</b>	
Coolant	Water or Water/Glycol
Operational temperature range <sup>2</sup>	5°C to 25°C
Storage temperature range (w/o coolant)	-25°C to 70°C
Humidity range	20% to 80%
Input Voltage	230 VAC
Frequency	50/60 Hz
Current Draw	2.5 Amps
Noise	< 59 dB(A)
Flow switch open	4.0 lpm
Maximum forward pressure	8.0 bar
<b>Physical</b>	
Dimensions (H x W x D)	48.1 x 39.8 x 47.9 cm
Weight (w/o coolant)	38.5 kg
Coolant Capacity	3.7 L
Couplings	Press Fit (9mm ID hose)

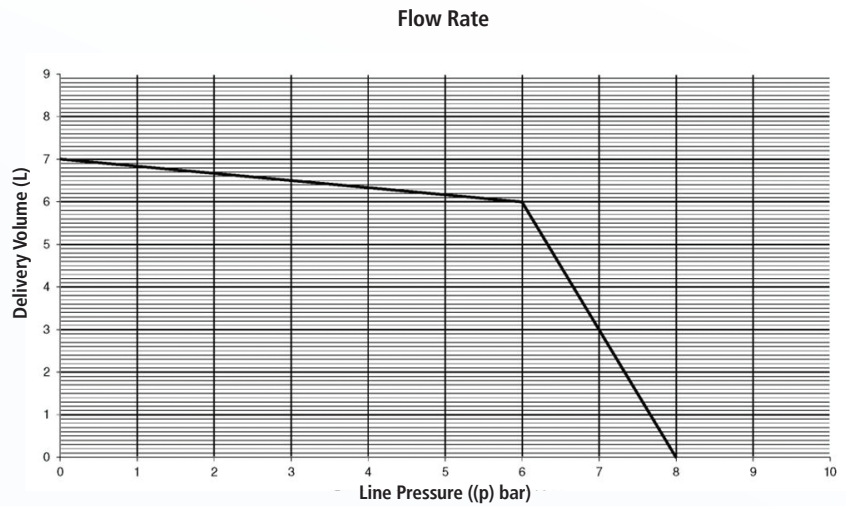
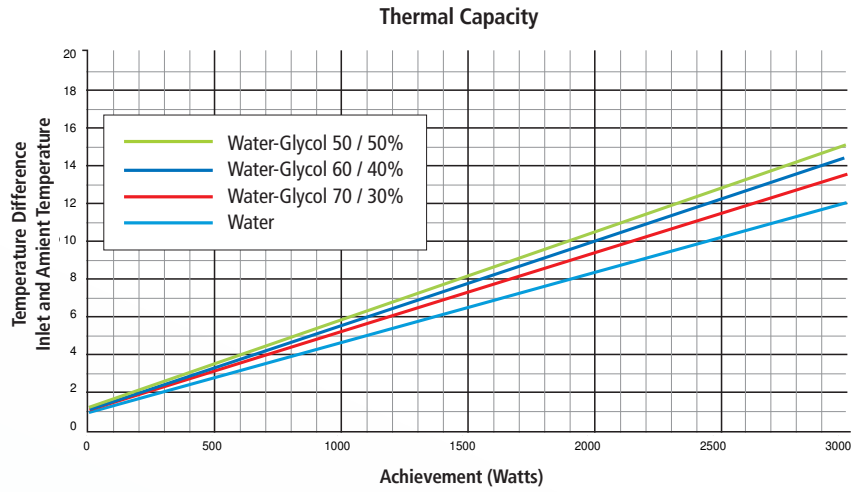
<sup>1</sup> Capacity rating is given at a temperature of 25°C (77°F) for the ambient air and water outlet temperature of 12°C.  
<sup>2</sup> For ambient conditions outside this range, please contact Laird Technologies.

**global solutions: local support™**

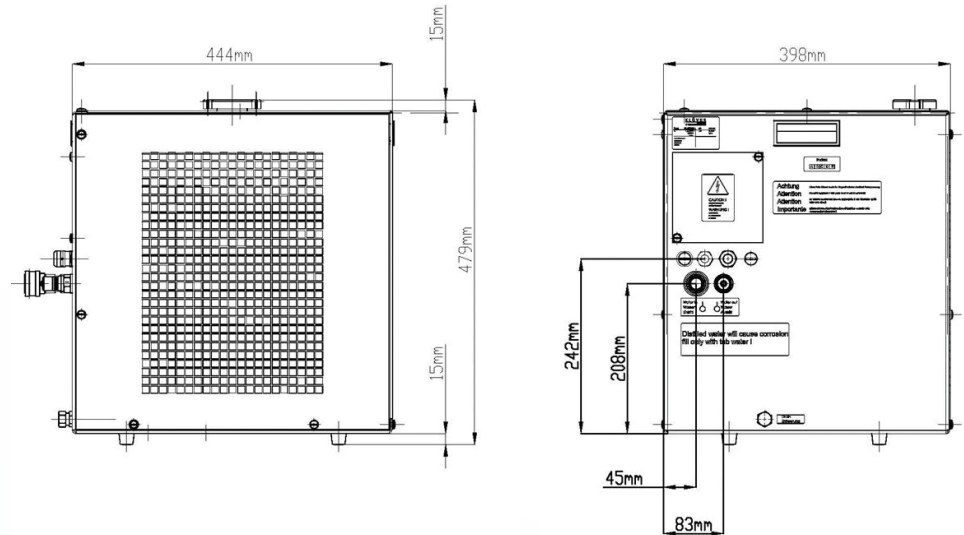
Americas: +1.888.246.9050  
 Europe: +46.31.704.67.57  
 Asia: +86.755.2714.1166

CLV-customerservice@lairdtech.com  
[www.lairdtech.com/thermal](http://www.lairdtech.com/thermal)

**PERFORMANCE CURVES**



**ISOMETRIC DRAWINGS**



**NOTES**

1. Check coolant level regularly. For optimal cooling performance, coolant level should always be above radiator fins.
2. Hose selection should be of material and thickness to support pressure resistance and coolant type.
3. Manual adjustments can be made to control pressure and flow rate.
4. Check air and coolant filter periodically for replacement.

**ORDERING INFORMATION**

**PART NUMBER EXAMPLE**

W	L	3 0 0 0
Water	Air	Capacity (Watts)

THR-DS-WL 3000 0812

Any information furnished by Laird Technologies, Inc. and its agents is believed to be accurate and reliable. All specifications are subject to change without notice. Responsibility for the use and application of Laird Technologies materials rests with the end user, since Laird Technologies and its agents cannot be aware of all potential uses. Laird Technologies makes no warranties as to the fitness, merchantability or suitability of any Laird Technologies materials or products for any specific or general uses. Laird Technologies shall not be liable for incidental or consequential damages of any kind. All Laird Technologies products are sold pursuant to the Laird Technologies' Terms and Conditions of sale in effect from time to time, a copy of which will be furnished upon request. © Copyright 2012 Laird Technologies, Inc. All Rights Reserved. Laird, Laird Technologies, the Laird Technologies Logo, and other marks are trade marks or registered trade marks of Laird Technologies, Inc. or an affiliate company thereof. Other product or service names may be the property of third parties. Nothing herein provides a license under any Laird Technologies or any third party intellectual property rights.