

Customer Information Sheet

DRAWING No.: M50-380XX42 SHEET 2 OF 2

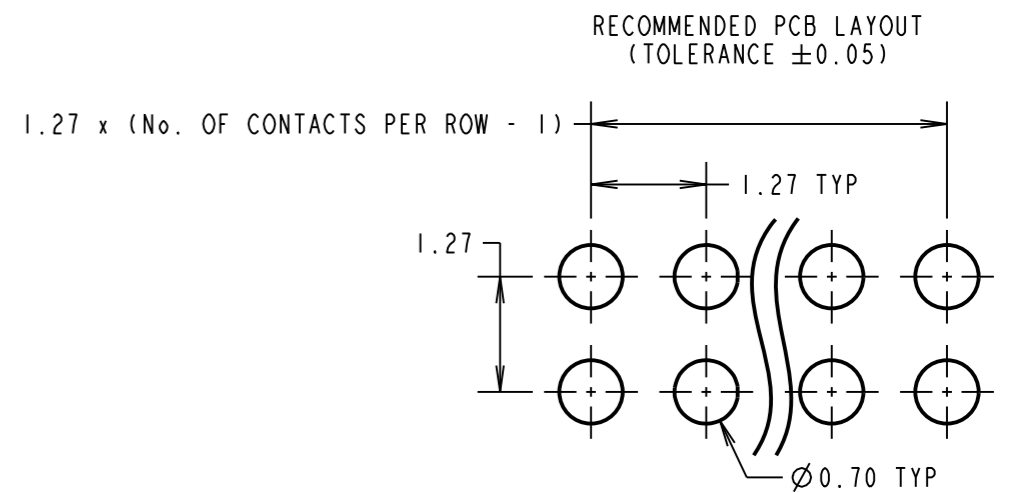
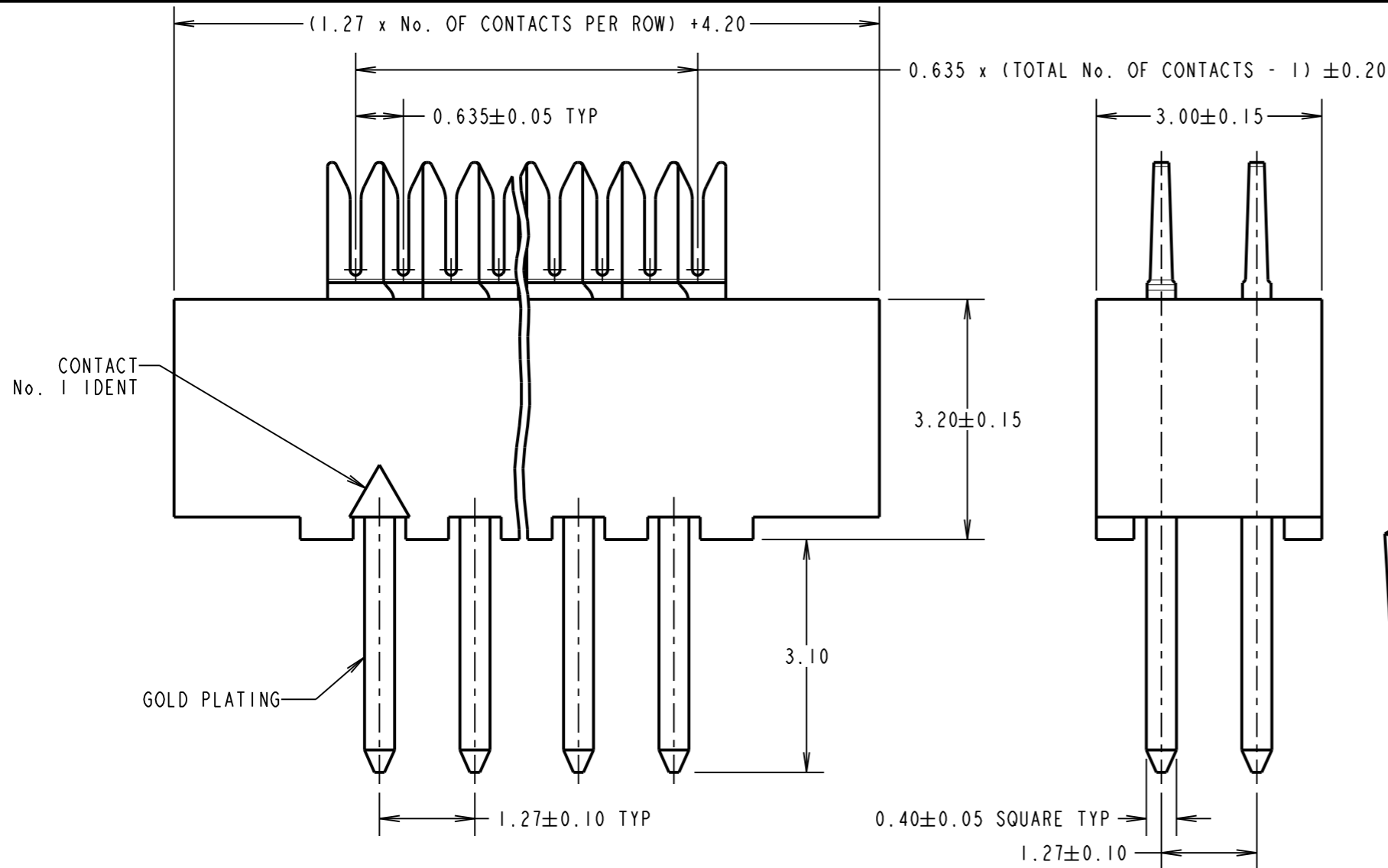
IF IN DOUBT - ASK

©

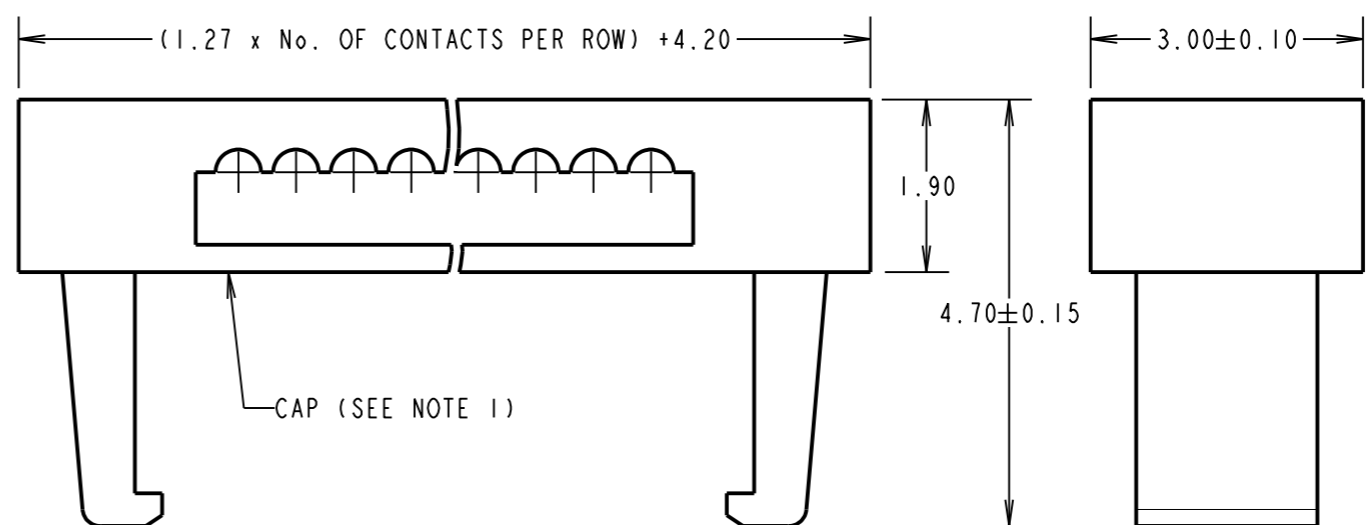
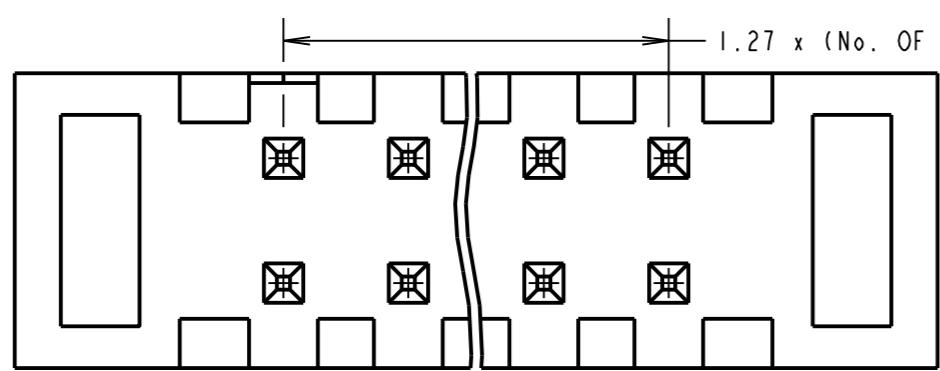
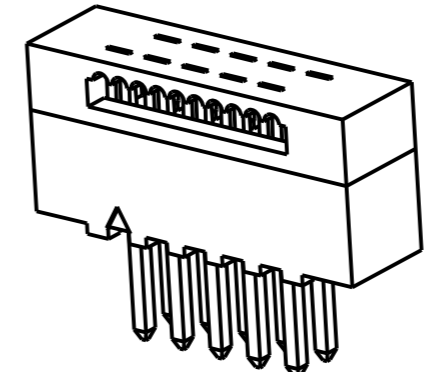
NOT TO SCALE

THIRD ANGLE PROJECTION

ALL DIMENSIONS IN mm



SPECIFICATIONS:
MATERIALS:
 MOULD & CAP= PBT, 30% G/F, UL94V-0
 CONTACT = PHOSPHOR BRONZE
FINISH:
 42 = 0.015-0.02µ GOLD ON PIN CONTACT AREA,
 0.76-2.03µ NICKEL ALL OVER
ELECTRICAL:
 RATED CURRENT = 0.5A
 CONTACT RESISTANCE = 20mΩ MAX
 WITHSTAND VOLTAGE = 1000V ACrms FOR 1 MIN
 INSULATION RESISTANCE = 1000MΩ MIN
ENVIRONMENTAL:
 OPERATING TEMPERATURE = -40°C TO +105°C
PACKING:
 TRAY
 FOR COMPLETE SPECIFICATION, SEE
 COMPONENT SPECIFICATION C029XX (LATEST ISSUE).



ORDER CODE: M50-380XX42
 No. OF CONTACTS PER ROW:
 05, 06, 07, 08, 10,
 13, 17, 20, 25
 FINISH:
 SELECTIVE GOLD OVER NICKEL

- NOTES:**
1. TERMINATED HEIGHT WHEN MATED = 5.10mm
 2. ALL TOLERANCES ARE ±0.25 UNLESS OTHERWISE STATED.
 3. CONNECTOR IS RoHS AND REACH COMPLIANT.
 4. CONNECTOR IS TO BE USED WITH 30AWG WIRE.

SB	7	08.06.15	12955
NAME	ISS.	DATE	C/NOTE
APPROVED:		S.BENNETT	
CHECKED:		M.PLESTED	
DRAWN:		R.ADE	
CUSTOMER REF.:			
ASSEMBLY DRG:			

HARWIN
 www.harwin.com
 technical@harwin.com

THIS DRAWING AND ANY INFORMATION OR DESCRIPTIVE MATTER SET OUT HEREON ARE CONFIDENTIAL AND COPYRIGHT PROPERTY OF THE HARWIN GROUP AND MUST NOT BE DISCLOSED, LOANED, COPIED OR USED FOR MANUFACTURING, TENDERING OR FOR ANY OTHER PURPOSE WITHOUT THEIR WRITTEN PERMISSION.

TOLERANCES
 X = ±1mm
 X.X = ±0.50mm
 X.XX = ±0.10mm
 X.XXX = ±0.01mm
 ANGLES = ±5°
 UNLESS STATED

MATERIAL:
 SEE ABOVE
FINISH: SEE ABOVE
S/AREA: mm²

TITLE:
 1.27mm DIL PC TAIL
 IDC RIBBON CABLE CONNECTOR
DRAWING NUMBER:
M50-380XX42
 SHT 2 OF 2