

Customer Information Sheet

DRAWING No.: M80-475XXXX

SHEET 2 OF 2

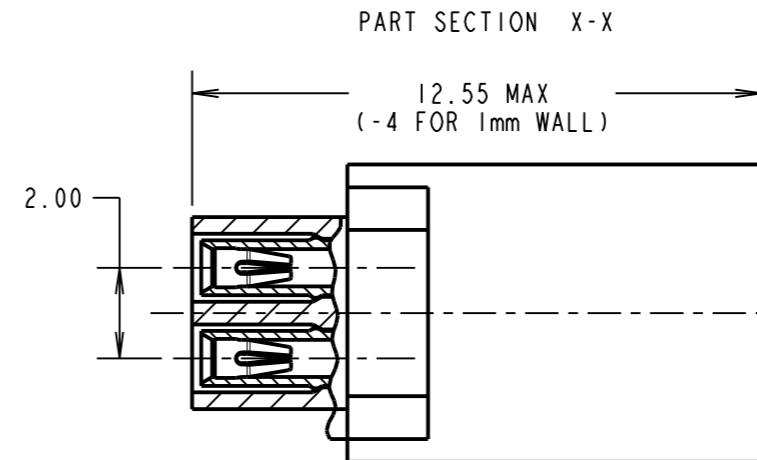
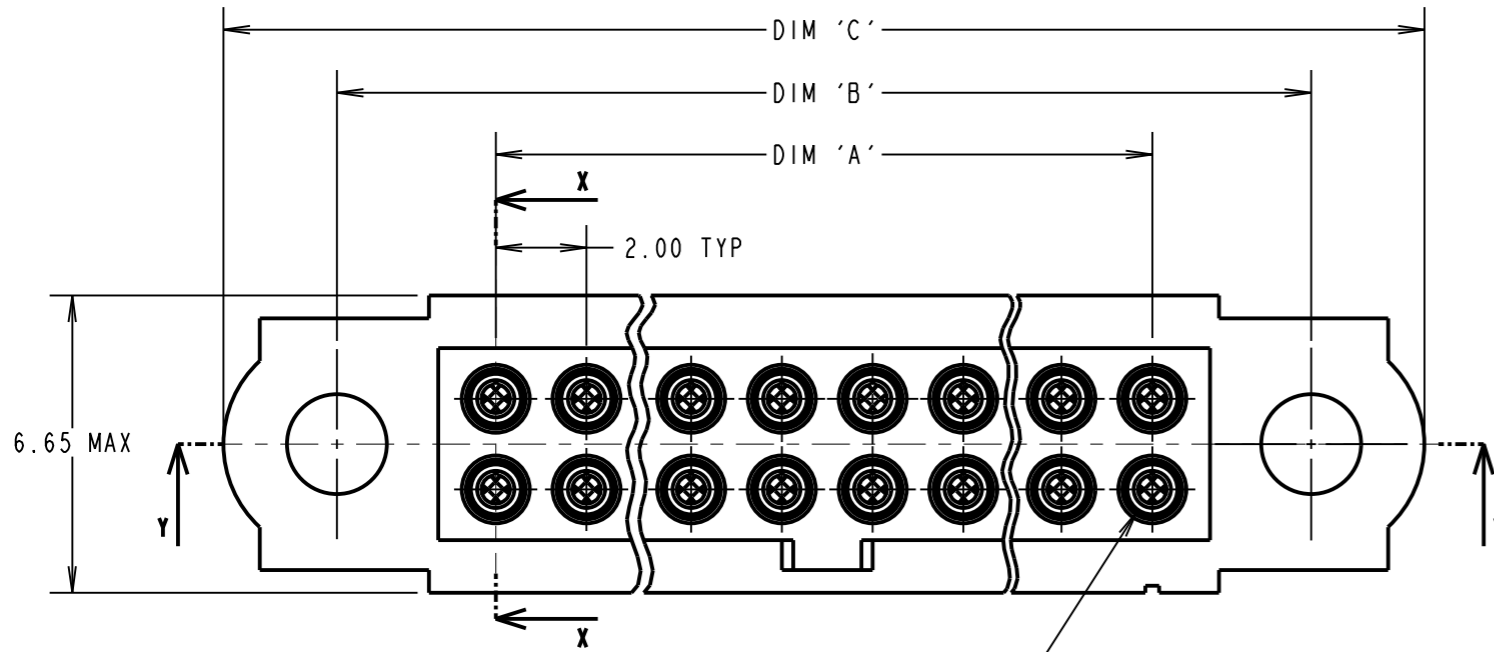
IF IN DOUBT - ASK

©

NOT TO SCALE

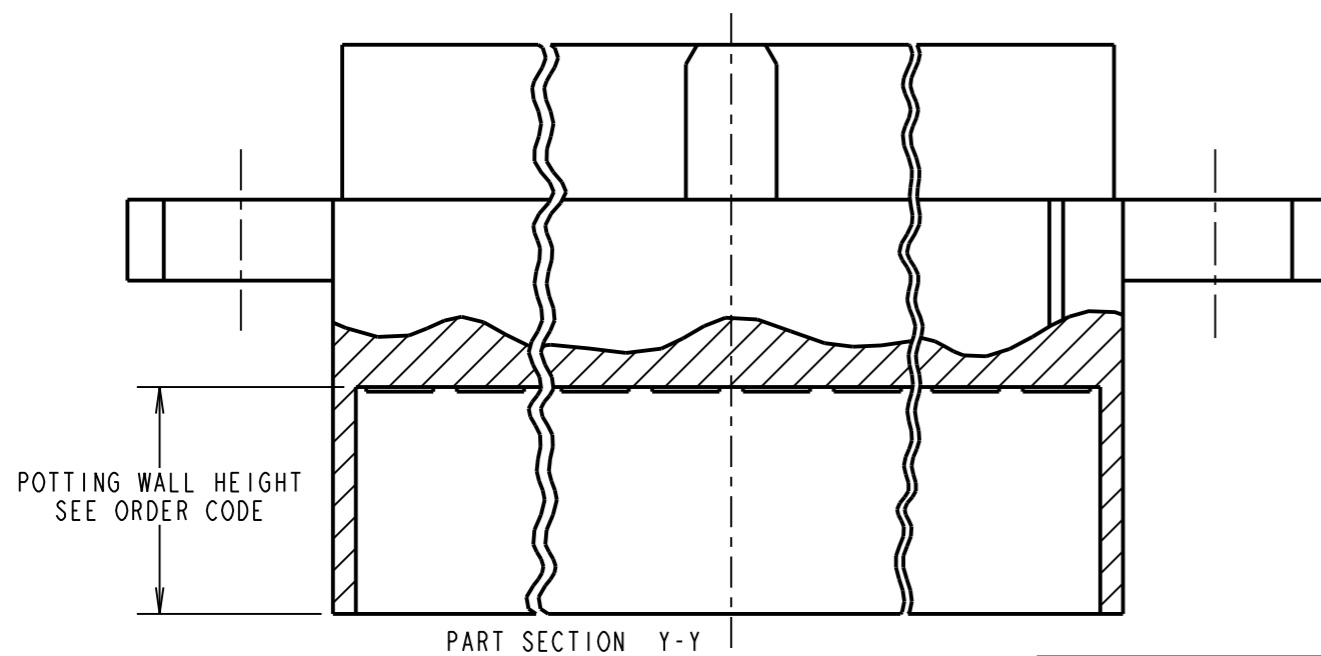
THIRD ANGLE PROJECTION

ALL DIMENSIONS IN mm

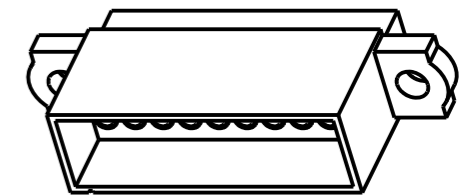
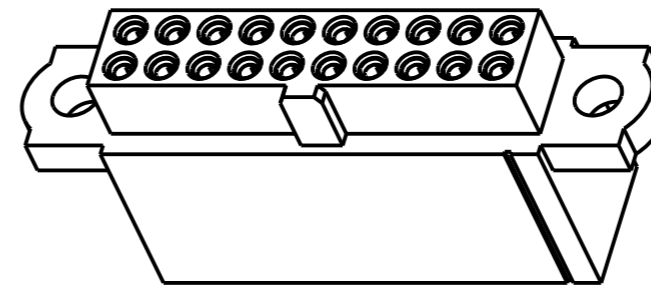


SPECIFICATIONS:
MATERIAL:
 MOULDING = GLASS-FILLED PPS, UL94V-0, BLACK
 CONTACT CLIP = BERYLLIUM COPPER
 CONTACT SHELL = BRASS
FINISH:
 05 = 0.3µ GOLD CLIP, 0.25-0.3µ GOLD SHELL
 42 = 0.3µ GOLD CLIP, 3.5-5.0µ 100% TIN SHELL
ELECTRICAL:
 CURRENT RATING AT 25°C = 3.0A MAX
 CURRENT RATING AT 85°C = 2.2A MAX
 WORKING VOLTAGE = 120V AC/DC
 VOLTAGE PROOF = 360V AC/DC
 CONTACT RESISTANCE = 25 mΩ MAX
 INSULATION RESISTANCE = 100 MΩ MIN
MECHANICAL:
 DURABILITY = 500 OPERATIONS
 INSERTION FORCE (∅0.5mm GAUGE) = 2.8N MAX
 WITHDRAWAL FORCE (∅0.5mm GAUGE) = 0.2N MIN
ENVIRONMENTAL:
 TEMPERATURE RANGE = -55°C TO +125°C
PACKING:
 LOOSE
 FOR COMPLETE SPECIFICATION, SEE
 COMPONENT SPECIFICATION C005XX
 (LATEST ISSUE)

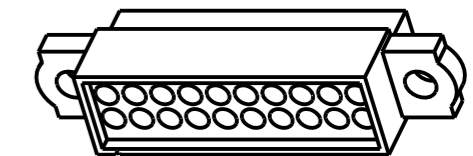
CONTACT No. 1



POTTING WALL HEIGHT
SEE ORDER CODE



5mm POTTING WALL HEIGHT



1mm POTTING WALL HEIGHT

ORDER CODE:
M80-475XXXX
 TOTAL No. OF CONTACTS
 06, 10, 12, 14, 18, 20,
 26, 34, 42, 50
 FINISH
 05 - GOLD CLIP, GOLD SHELL
 42 - GOLD CLIP, 100% TIN SHELL
 POTTING WALL HEIGHT
 BLANK = 5mm
 A = 1mm

ASSEMBLY PART No.	No. OF CONTACTS	DIM 'A'	DIM 'B'	DIM 'C'
M80-47506XXX	6	4.00	11.00	16.00
M80-47510XXX	10	8.00	15.00	20.00
M80-47512XXX	12	10.00	17.00	22.00
M80-47514XXX	14	12.00	19.00	24.00
M80-47518XXX	18	16.00	23.00	28.00
M80-47520XXX	20	18.00	25.00	30.00
M80-47526XXX	26	24.00	31.00	36.00
M80-47534XXX	34	32.00	39.00	44.00
M80-47542XXX	42	40.00	47.00	52.00
M80-47550XXX	50	48.00	55.00	60.00

NOTES:

- CONNECTORS ARE SUPPLIED WITH CONTACTS LOOSE.
- FOR EXTRA CONTACTS, USE PART NUMBER M80-0110005 FOR M80-475XX05 AND M80-0110001 FOR M80-475XX42.
- RECOMMENDED WIRE TYPE = BS 3G 210 TYPE A, PTFE INSULATED 22 AWG. MAX INSULATION DIAMETER = ∅1.10mm, STRIP WIRE BY 2.00mm.
- RECOMMENDED HAND CRIMP TOOL = M22520/2-01 WITH POSITIONER T5747. REFER TO TOOLING INSTRUCTION SHEET IS-01 FOR COMPLETE CRIMPING INSTRUCTIONS.
- CONTACT INSERTION AND EXTRACTION TOOL = Z80-280. REFER TO TOOLING INSTRUCTION SHEET IS-25 FOR ASSEMBLY INSTRUCTIONS.

SB	8	21.07.11	11376
NAME	ISS.	DATE	C/NOTE
APPROVED: S.BENNETT			
CHECKED: M.G.PLESTED			
DRAWN: B. M. KENT			
CUSTOMER REF.:			
ASSEMBLY DRG:			

HARWIN

HARWIN USA TEL: 603 893 5376 FAX: 603 893 5396 mis@harwin.com	HARWIN Europe (UK) TEL: 023 9231 4545 FAX: 023 9231 4590 mis@harwin.co.uk	HARWIN Asia TEL: +65 6 779 4909 FAX: +65 6 779 3868 mis@harwin.com.sg
--	--	--

THIS DRAWING AND ANY INFORMATION OR DESCRIPTIVE MATTER SET OUT HEREON ARE CONFIDENTIAL AND COPYRIGHT PROPERTY OF THE HARWIN GROUP AND MUST NOT BE DISCLOSED, LOANED, COPIED OR USED FOR MANUFACTURING, TENDERING OR FOR ANY OTHER PURPOSE WITHOUT THEIR WRITTEN PERMISSION.

TOLERANCES
 X. = ±1mm
 X.X = ±0.25mm
 X.XX = ±0.10mm
 X.XXX = ±0.01mm
 ANGLES = ±5°
 UNLESS STATED

MATERIAL:
 SEE ABOVE
FINISH: SEE ABOVE
S/AREA: mm²

TITLE: JACKSCREW DATAMATE
 DIL CRIMP (LARGE BORE)
 POTTING WALL FEMALE (NO J/S)
DRAWING NUMBER:
M80-475XXXX
 SHT 2 OF 2