

Customer Information Sheet

DRAWING No.: M80-714XXX

SHEET 2 OF 2

IF IN DOUBT - ASK

(C)

NOT TO SCALE

THIRD ANGLE PROJECTION

ALL DIMENSIONS IN mm

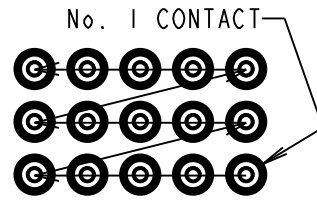
ORDER CODE: **M80-714XXX**

TOTAL No. OF CONTACTS: 06, 15, 24, 30, 42

FINISH:
01 = TIN/LEAD BODY, GOLD CLIP
05 = GOLD BODY, GOLD CLIP
42 = 100% TIN BODY, GOLD CLIP

POTTING WALLS:
BLANK = POTTING WALLS REMOVED
A = POTTING WALLS RETAINED

NOTES:
1. FROM No. 1 POSITION, CONTACTS NUMBERED IN SEQUENCE FROM RIGHT TO LEFT AND FROM BOTTOM ROW TO TOP ROW (LOOKING ON BACK FACE).



SPECIFICATION:
MATERIALS:
MOULDING = POLYAMIDE 46 UL94V-0
CLIP = BERYLLIUM COPPER
BODY = BRASS

FINISH:
01 = 3.5-5.0µm TIN/LEAD BODY, 0.30µm GOLD CLIP
05 = 0.25-0.30µm GOLD BODY, 0.30µm GOLD CLIP
42 = 3.5-5.0µm 100% TIN BODY, 0.30µm GOLD CLIP

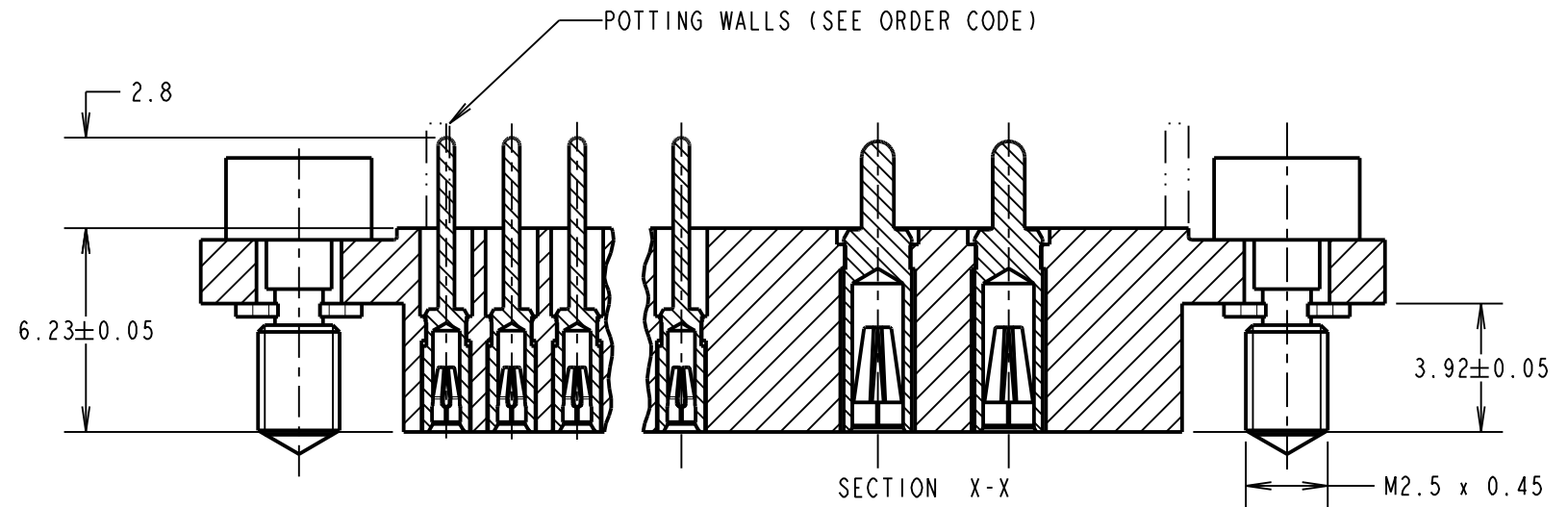
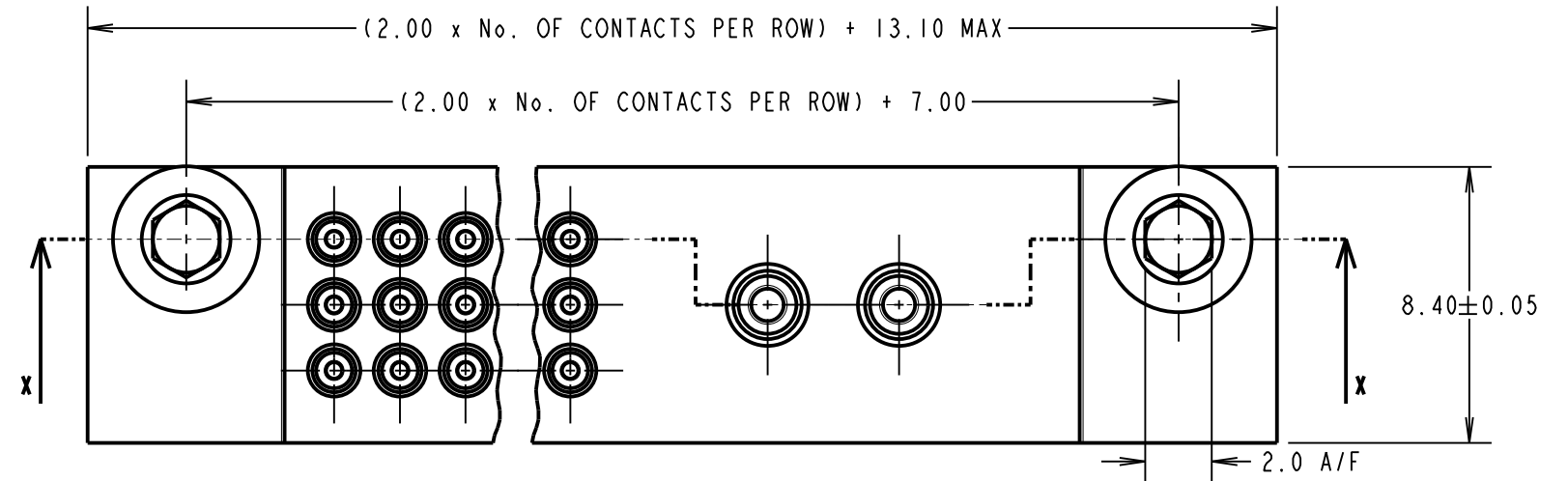
ELECTRICAL:
CURRENT RATING AT 25°C = 3.0A MAX (SMALL), 15.0A MAX (LARGE)
CURRENT RATING AT 85°C = 2.2A MAX (SMALL), 11.0A MAX (LARGE)
VOLTAGE PROOF = 360V AC/DC
CONTACT RESISTANCE (INITIAL) = 20mΩ MAX
CONTACT RESISTANCE (AFTER CONDITIONING) = 25mΩ MAX
INSULATION RESISTANCE (INITIAL) = 1000MΩ MIN
INSULATION RESISTANCE (AFTER CONDITIONING) = 100MΩ MIN

MECHANICAL:
DURABILITY = 500 OPERATIONS
INSERTION FORCE = 1.8N MAX, 0.2N MIN

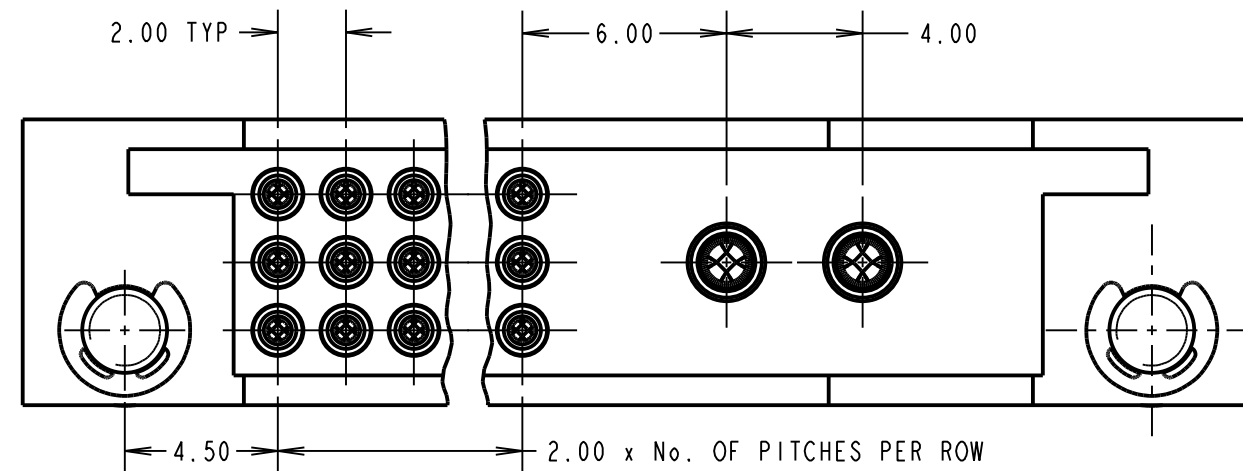
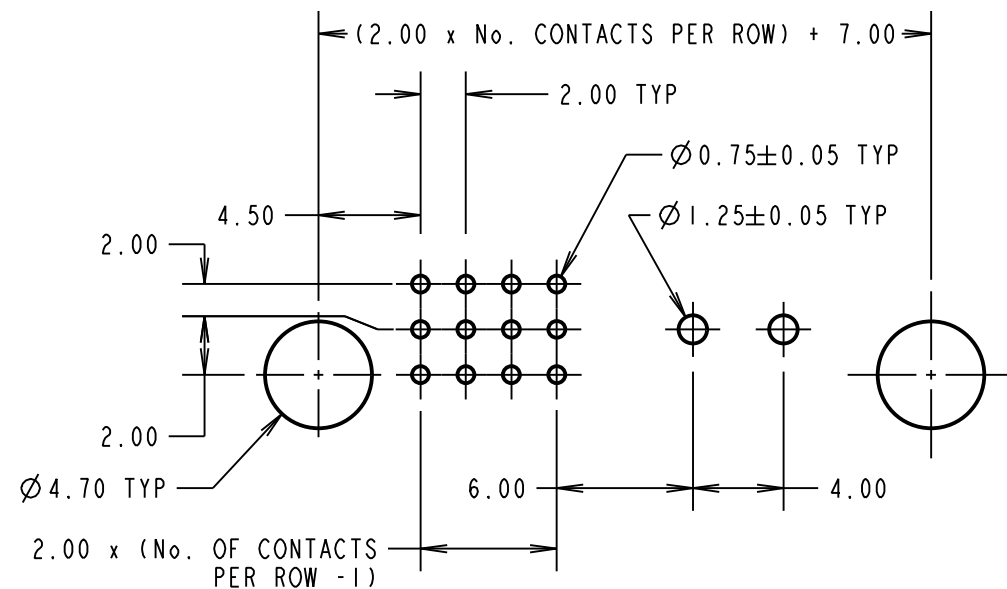
ENVIRONMENTAL:
TEMPERATURE RANGE = -55°C TO +125°C

PACKING:
TRAYS

FOR COMPLETE SPECIFICATIONS, SEE COMPONENT SPECIFICATION CO17XX (LATEST ISSUE)



RECOMMENDED PCB LAYOUT



MSP	7	20.04.15	12811
NAME	ISS.	DATE	C/NOTE
APPROVED:		M. PERREN	
CHECKED:		S. BENNETT	
DRAWN:		M. PERREN	
CUSTOMER REF.:			
ASSEMBLY DRG:			

HARWIN

www.harwin.com
technical@harwin.com

THIS DRAWING AND ANY INFORMATION OR DESCRIPTIVE MATTER SET OUT HEREON ARE CONFIDENTIAL AND COPYRIGHT PROPERTY OF THE HARWIN GROUP AND MUST NOT BE DISCLOSED, LOANED, COPIED OR USED FOR MANUFACTURING, TENDERING OR FOR ANY OTHER PURPOSE WITHOUT THEIR WRITTEN PERMISSION.

TOLERANCES
X. = ±1mm
X.X = ±0.50mm
X.XX = ±0.10mm
X.XXX = ±0.01mm
ANGLES = ±5°
UNLESS STATED

MATERIAL:
SEE ABOVE

FINISH: SEE ABOVE

S/AREA: mm²

TITLE: 3-ROW 2mm PITCH FEMALE PC TAIL & POWER SOCKET ASSY & JACKSCREWS

DRAWING NUMBER: **M80-714XXX**

SHT 2 OF 2