

Customer Information Sheet

DRAWING No.: M80-715XXXX

SHEET 2 OF 2

IF IN DOUBT - ASK

©

NOT TO SCALE

THIRD ANGLE PROJECTION

ALL DIMENSIONS IN mm

SPECIFICATION:

MATERIALS:

MOULDING = POLYAMIDE 46 UL94V-0
 CONTACTS = CLIP - BERYLLIUM COPPER, BODY - COPPER ALLOY
 JACKSCREWS & CIRCLIPS = STAINLESS STEEL

FINISH:

01 = 3.5µ 90/10 TIN/LEAD BODY, 0.3µ GOLD CLIP
 05 = 0.25 - 0.3µ 100% GOLD

ELECTRICAL:

CURRENT RATING AT 25°C -

SMALL = 3.0A MAX

LARGE = 15.0A MAX

CURRENT RATING AT 85°C -

SMALL = 2.2A MAX

LARGE = 11.0A MAX

VOLTAGE PROOF = 360V AC/DC

CONTACT RESISTANCE:

INITIAL = 20mΩ MAX

AFTER CONDITIONING = 25mΩ MAX

INSULATION RESISTANCE:

INITIAL = 1000MΩ MIN

AFTER CONDITIONING = 100MΩ MIN

MECHANICAL:

DURABILITY = 500 OPERATIONS

INSERTION FORCE = 2.8N MAX, 1.0N MIN

WITHDRAWAL FORCE = 1.8N MAX, 0.2N MIN

ENVIRONMENTAL:

TEMPERATURE RANGE = -55°C TO +125°C

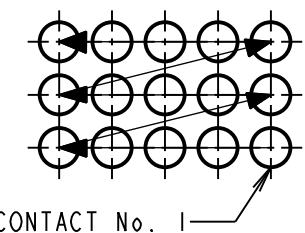
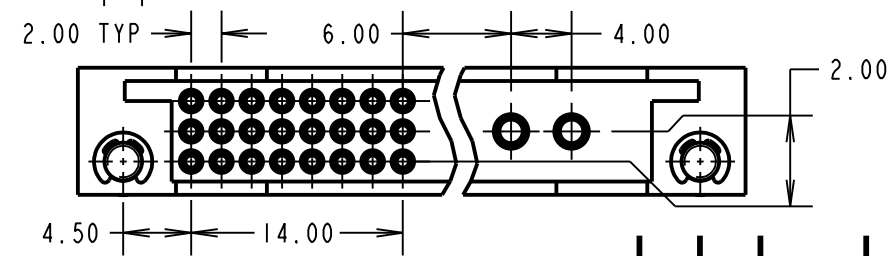
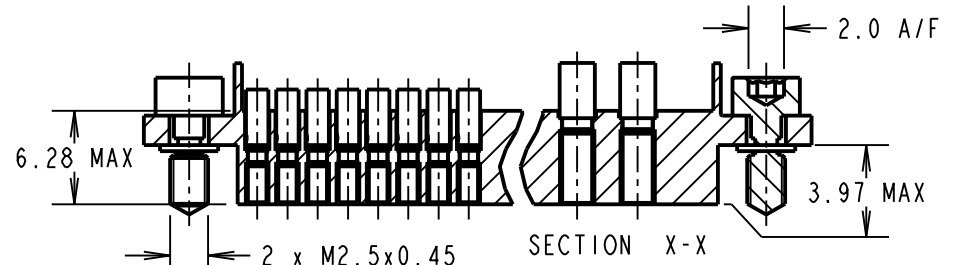
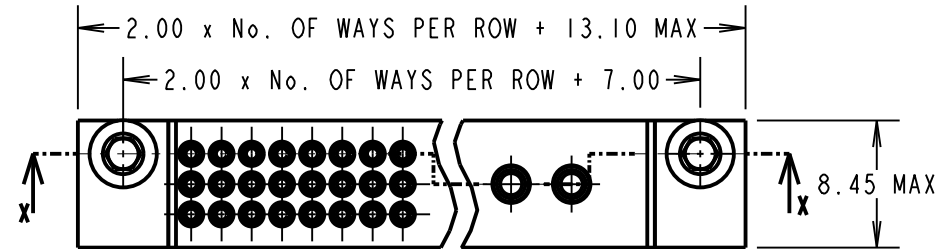
PACKING:

TRAYS

FOR COMPLETE SPECIFICATION, SEE COMPONENT SPECIFICATION C017XX (LATEST ISSUE)

NOTES:

- FROM No. 1 POSITION, CONTACTS NUMBERED IN SEQUENCE FROM RIGHT TO LEFT AND FROM BOTTOM ROW TO TOP ROW (LOOKING ON MATING FACE).
- CONTACTS SUPPLIED UN-ASSEMBLED.
- RECOMMENDED WIRE TYPE = BS 3G 210 TYPE A, PTFE INSULATED, 24 - 28AWG. MAX INSULATION DIAMETER = Ø1.10mm. STRIP WIRE BY 2.00mm. RECOMMENDED WIRE SIZE FOR POWER CONTACTS = 18 & 20AWG.
- RECOMMENDED HAND CRIMP TOOL = M22520/2-01 WITH POSITIONER T5747. REFER TO TOOLING INSTRUCTION SHEET IS-01 FOR COMPLETE CRIMPING INSTRUCTIONS.
- CONTACT INSERTION AND EXTRACTION TOOL = Z80-280. REFER TO INSTRUCTION SHEET IS-25 FOR ASSEMBLY INSTRUCTIONS.



ORDER CODE: **M80-715XXXX**

No. OF SMALL CONTACTS: _____
 06, 15, 24, 30, 42

FINISH: _____
 01 - GOLD CLIP, TIN SHELL
 05 - GOLD BODY, GOLD CLIP

POTTING WALLS _____
 BLANK - POTTING WALLS
 A - REMOVE POTTING WALLS

SM	7	04.08.11	11389
NAME	ISS.	DATE	C/NOTE
APPROVED: S. MCCULLAGH			
CHECKED: M. G. PLESTED			
DRAWN: W. J. BOURNE			
CUSTOMER REF.:			
ASSEMBLY DRG:			



HARWIN USA TEL: 603 893 5376 FAX: 603 893 5396 mis@harwin.com	HARWIN Europe (UK) TEL: 023 9231 4545 FAX: 023 9231 4590 mis@harwin.co.uk	HARWIN Asia TEL: +65 6 779 4909 FAX: +65 6 779 3868 mis@harwin.com.sg
--	--	--

THIS DRAWING AND ANY INFORMATION OR DESCRIPTIVE MATTER SET OUT HEREON ARE CONFIDENTIAL AND COPYRIGHT PROPERTY OF THE HARWIN GROUP AND MUST NOT BE DISCLOSED, LOANED, COPIED OR USED FOR MANUFACTURING, TENDERING OR FOR ANY OTHER PURPOSE WITHOUT THEIR WRITTEN PERMISSION.

TOLERANCES
 X. = ±1mm
 X.X = ±0.25mm
 X.XX = ±0.10mm
 X.XXX = ±0.01mm
 ANGLES = ±5°
 UNLESS STATED

MATERIAL:
 SEE ABOVE

FINISH: SEE ABOVE

S/AREA: mm²

TITLE: 3-ROW 2mm PITCH FEMALE CRIMP + POWER SOCKET ASSY (SMALL BORE) + JACKSCREWS

DRAWING NUMBER:
M80-715XXXX

SHT 2 OF 2