

# Customer Information Sheet

DRAWING No.: M80-882XXXX

SHEET 2 OF 2

IF IN DOUBT - ASK

©

NOT TO SCALE

THIRD ANGLE PROJECTION

ALL DIMENSIONS IN mm

ORDER CODE:  
**M80-882XXXX**

TOTAL No. OF WAYS  
02 - 07, 17, 22

FINISH:  
22 = SELECTIVE GOLD + TIN/LEAD  
45 = GOLD  
42 = SELECTIVE GOLD / 100% TIN

**SPECIFICATIONS:**

MATERIAL:  
MOULDING = POLYAMIDE 46 UL94V-0, BLACK  
CONTACTS = PHOSPHOR BRONZE  
LATCHES = BERYLLIUM COPPER

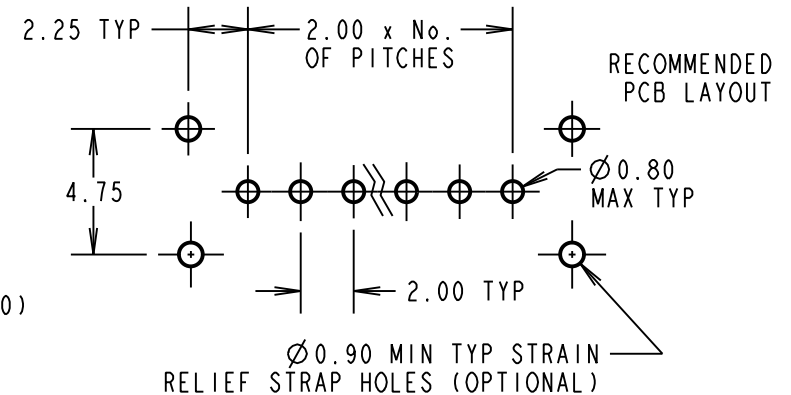
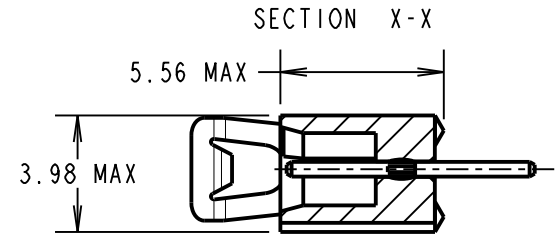
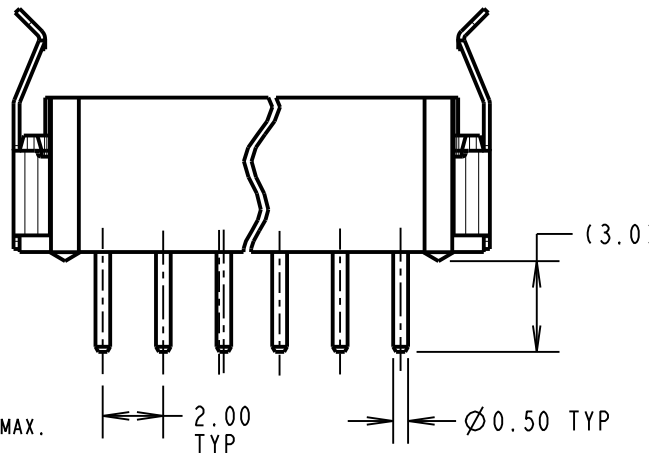
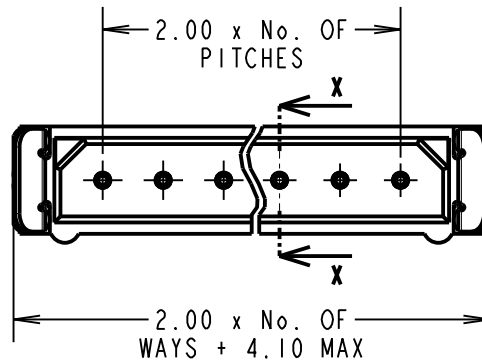
FINISH:  
CONTACTS:  
22 = 0.75µ GOLD ON CONTACT AREA,  
3µ 90/10 TIN/LEAD ON TAILS  
45 = 0.75µ GOLD  
42 = 0.75µ GOLD ON CONTACT AREA,  
3.0µ 100% TIN OVER NICKEL ON TAILS  
LATCH = 1.25µ NICKEL

ELECTRICAL:  
CURRENT RATING (25°C) = 3.0A MAX.  
CURRENT RATING (85°C) = 2.2A MAX.  
WORKING VOLTAGE = 800V AC/DC  
VOLTAGE PROOF = 1200V AC/DC  
CONTACT RESISTANCE (INITIAL) = 20 mΩ MAX.  
CONTACT RESISTANCE (AFTER CONDITIONING) = 25 mΩ MAX.  
INSULATION RESISTANCE (INITIAL) = 1000 MΩ MIN.  
INSULATION RESISTANCE (AFTER CONDITIONING) = 100 MΩ MIN.

MECHANICAL:  
DURABILITY = 500 OPERATIONS  
INSERTION FORCE (∅0.5mm GAUGE) = 2.8N MAX  
WITHDRAWAL FORCE (∅0.5mm GAUGE) = 0.2N MIN

ENVIRONMENTAL:  
TEMPERATURE RANGE = -55°C TO +125°C

PACKING:  
TUBE  
FOR COMPLETE SPECIFICATION, SEE COMPONENT SPECIFICATION C005XX (LATEST ISSUE)



NOTES:  
1. 2-OFF STRAIN RELIEF STRAPS M80-0030006 MAY BE USED WITH EACH CONNECTOR.

SB	6	06.03.12	11672
NAME	ISS.	DATE	C/NOTE
APPROVED:		S.BENNETT	
CHECKED:		S.FLOWER	
DRAWN:		I. SANDY	
CUSTOMER REF.:			
ASSEMBLY DRG:			

**HARWIN**

www.harwin.com  
technical@harwin.com

THIS DRAWING AND ANY INFORMATION OR DESCRIPTIVE MATTER SET OUT HEREON ARE CONFIDENTIAL AND COPYRIGHT PROPERTY OF THE HARWIN GROUP AND MUST NOT BE DISCLOSED, LOANED, COPIED OR USED FOR MANUFACTURING, TENDERING OR FOR ANY OTHER PURPOSE WITHOUT THEIR WRITTEN PERMISSION.

TOLERANCES  
X. = ±1mm  
X.X = ±0.25mm  
X.XX = ±0.10mm  
X.XXX = ±0.01mm  
ANGLES = ±5°  
UNLESS STATED

MATERIAL:  
SEE ABOVE  
FINISH: SEE ABOVE  
S/AREA: mm<sup>2</sup>

TITLE: DATAMATE SIL VERTICAL PC TAIL PLUG ASSEMBLY - LATCHED

DRAWING NUMBER:  
**M80-882XXXX**

SHT  
2 OF 2