

Customer Information Sheet

DRAWING No.: M80-926XXX

SHEET 2 OF 2

IF IN DOUBT - ASK

Ⓒ

NOT TO SCALE

THIRD ANGLE PROJECTION

ALL DIMENSIONS IN mm

SPECIFICATONS:

MATERIAL:

MOULDING = G-F PPS, UL94V-0, BLACK

CONTACTS = PHOSPHOR BRONZE

FINISH:

CONTACTS:

22 = 0.75µ GOLD ON CONTACT AREA

3µ 90/10 TIN/LEAD ON TAILS

45 = 0.75µ GOLD

42 = 0.75µ GOLD ON CONTACT AREA

3.0µ 100% TIN ON TAILS

ALL OVER 1.27µ NICKEL

ELECTRICAL:

CURRENT RATING (25°C) = 3.0A MAX.

CURRENT RATING (85°C) = 2.2A MAX.

WORKING VOLTAGE = 800V AC/DC

VOLTAGE PROOF = 1200V AC/DC

CONTACT RESISTANCE

(INITIAL) = 20 mΩ MAX.

(AFTER CONDITIONING) = 25 mΩ MAX.

INSULATION RESISTANCE

(INITIAL) = 1000 MΩ MIN.

(AFTER CONDITIONING) = 100 MΩ MIN.

MECHANICAL:

DURABILITY = 500 OPERATIONS

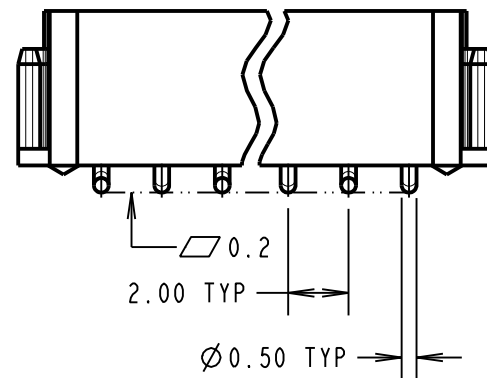
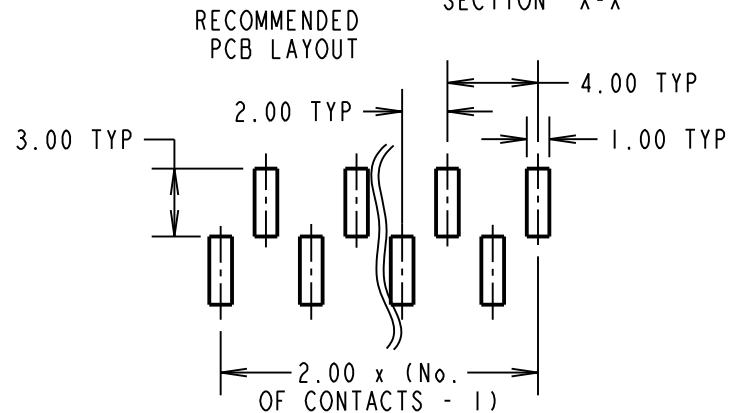
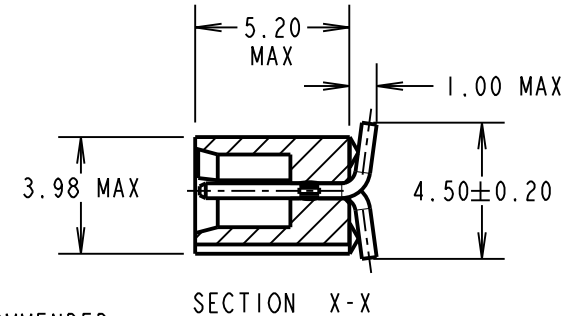
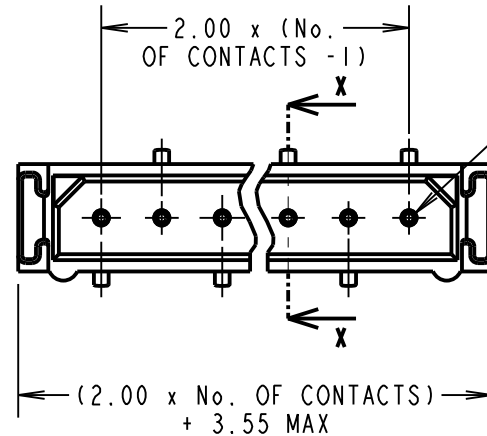
ENVIRONMENTAL:

TEMPERATURE RANGE = -55°C TO +125°C

PACKING:

TUBE

FOR COMPLETE SPECIFICATION, SEE COMPONENT SPECIFICATION C005XX (LATEST ISSUE)



ORDER CODE:
M80-926XXX

TOTAL No. OF CONTACTS
 03 - 07, 17, 22

FINISH:
 22 = SELECTIVE GOLD + TIN/LEAD
 45 = GOLD
 42 = SELECTIVE GOLD + 100% TIN

MGP	3	28.10.13	12232
NAME	ISS.	DATE	C/NOTE
APPROVED: MGP			
CHECKED: SF			
DRAWN: S. MCCULLAGH			
CUSTOMER REF.:			
ASSEMBLY DRG:			

HARWIN

www.harwin.com
 technical@harwin.com

THIS DRAWING AND ANY INFORMATION OR DESCRIPTIVE MATTER SET OUT HEREON ARE CONFIDENTIAL AND COPYRIGHT PROPERTY OF THE HARWIN GROUP AND MUST NOT BE DISCLOSED, LOANED, COPIED OR USED FOR MANUFACTURING, TENDERING OR FOR ANY OTHER PURPOSE WITHOUT THEIR WRITTEN PERMISSION.

TOLERANCES
 X. = ±1mm
 X.X = ±0.25mm
 X.XX = ±0.10mm
 X.XXX = ±0.01mm
 ANGLES = ±5°
 UNLESS STATED

MATERIAL:
 SEE ABOVE

FINISH:
 SEE ABOVE

S/AREA:
 mm²

TITLE:
 DATAMATE L-TEK
 MALE SIL VERTICAL SMT
 ASSEMBLY - UNLATCHED

DRAWING NUMBER:
M80-926XXX

SHT
 2
 OF 2