

# Customer Information Sheet

DRAWING No.: S25-XX2

IF IN DOUBT - ASK

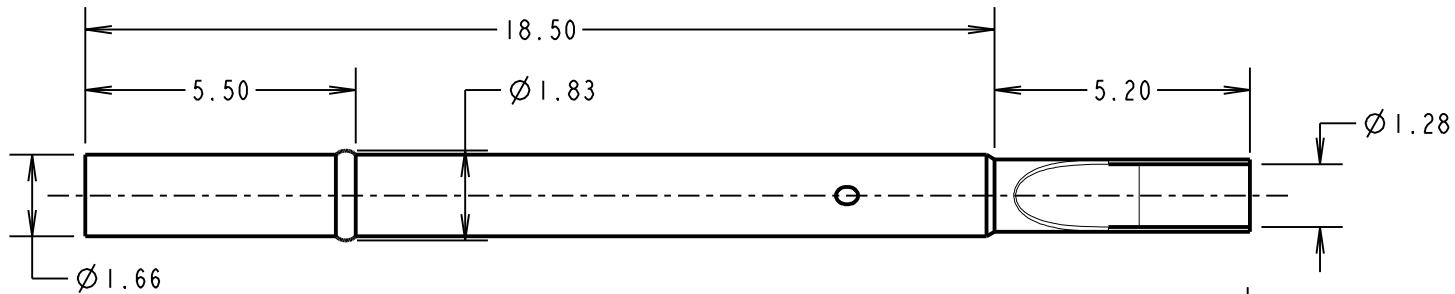


NOT TO SCALE

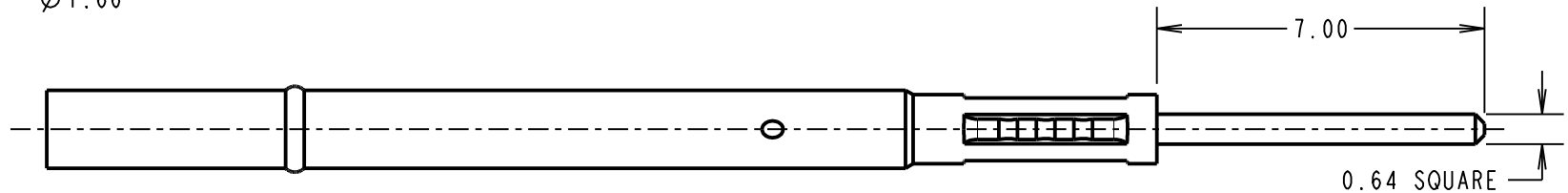
THIRD ANGLE PROJECTION

ALL DIMENSIONS IN mm

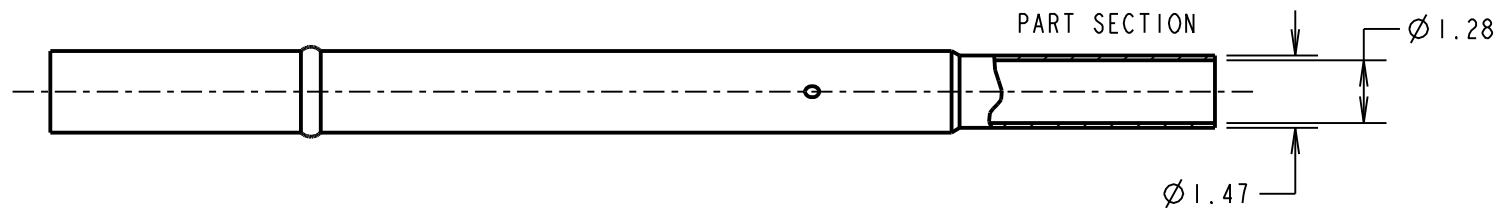
SOLDER CUP  
S25-022



WIREWRAP TAIL  
S25-212



SOLDER BARREL  
S25-512



NOTES:

1. TO BE USED WITH PROBES P25-0822 AND P25-XX23.
2. SUITABLE FOR A MINIMUM DISTANCE BETWEEN CENTRES OF 2.54mm.
3. SPECIFICATIONS FOR PROBE PERFORMANCE ARE GIVEN ON THE PROBE DRAWING.
4. RECOMMENDED HOLE SIZES:  $\varnothing 1.75\text{mm}$
5. S25-022 & S25-512 ARE SUITABLE FOR USE WITH 22, 24, 26, 28 & 30 AWG WIRE (SOLDER).

|                    |      |          |        |
|--------------------|------|----------|--------|
| MSP                | 3    | 14.09.15 | 13037  |
| NAME               | ISS. | DATE     | C/NOTE |
| APPROVED: M.PERREN |      |          |        |
| CHECKED: M.PLESTED |      |          |        |
| DRAWN: M.PERREN    |      |          |        |
| CUSTOMER REF.:     |      |          |        |
| ASSEMBLY DRG:      |      |          |        |

ORDER CODE:  
**S25-XX2**  
SPRING PROBE  
SLEEVE (SEE ABOVE)

**HARWIN**

www.harwin.com  
technical@harwin.com

THIS DRAWING AND ANY INFORMATION OR DESCRIPTIVE MATTER SET OUT HEREON ARE CONFIDENTIAL AND COPYRIGHT PROPERTY OF THE HARWIN GROUP AND MUST NOT BE DISCLOSED, LOANED, COPIED OR USED FOR MANUFACTURING, TENDERING OR FOR ANY OTHER PURPOSE WITHOUT THEIR WRITTEN PERMISSION.

TOLERANCES  
X. =  $\pm 1\text{mm}$   
X.X =  $\pm 0.50\text{mm}$   
X.XX =  $\pm 0.10\text{mm}$   
X.XXX =  $\pm 0.01\text{mm}$   
ANGLES =  $\pm 5^\circ$   
UNLESS STATED

MATERIAL:  
PHOSPHOR BRONZE  
FINISH: GOLD  
S/AREA: mm<sup>2</sup>

TITLE:  
2.54mm MIN. CENTRE TWO-PIECE  
SPRING PROBE SLEEVE

DRAWING NUMBER:  
**S25-XX2**

SHT  
2  
OF  
2