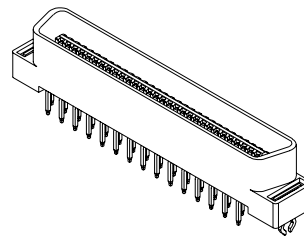
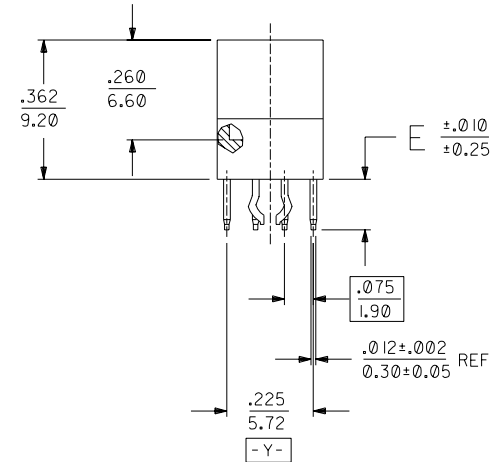
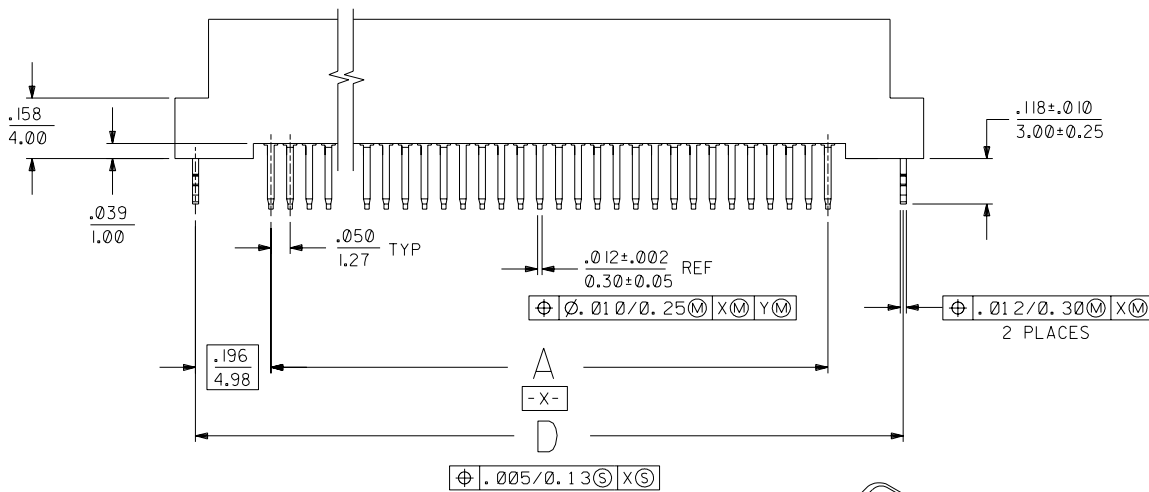


NOTES:

- 1) MATERIALS:
HOUSING - LIQUID CRYSTAL POLYMER (LCP), GLASS FILLED, UL94V-0, COLOR: BLACK
TERMINALS - COPPER ALLOY
METAL PEGS - COPPER ALLOY
- 2) TERMINAL FINISH:
30 MICROINCH/0.76 MICROMETER MINIMUM GOLD IN CONTACT AREA AND 100 MICROINCH/2.54 MICROMETER MINIMUM TIN IN SOLDER TAIL AREA. NICKEL UNDERPLATE OVER ENTIRE TERMINAL.
- 3) ASSEMBLY MATES WITH MOLEX P/N SDA-71660-****. CONFORMS TO PRODUCT SPECIFICATION PS-71660.
- 4) PRODUCT IS PACKAGED PER SPECIFICATION PK-71660.

NOTE FOR LEAD FREE CONVERSION:

THE PRIMARY SHIPPING CARTON WILL BE LABELED "COMPLIANT TO ROHS DIRECTIVE 2002/95/EC AND ELV ANNEX II OF DIRECTIVE 2000/53/EC". CARTONS WITHOUT THIS LABEL MAY CONTAIN PRODUCT WITH LEAD.



60 CIRCUIT ASSEMBLY SHOWN
SCALE - 2:1

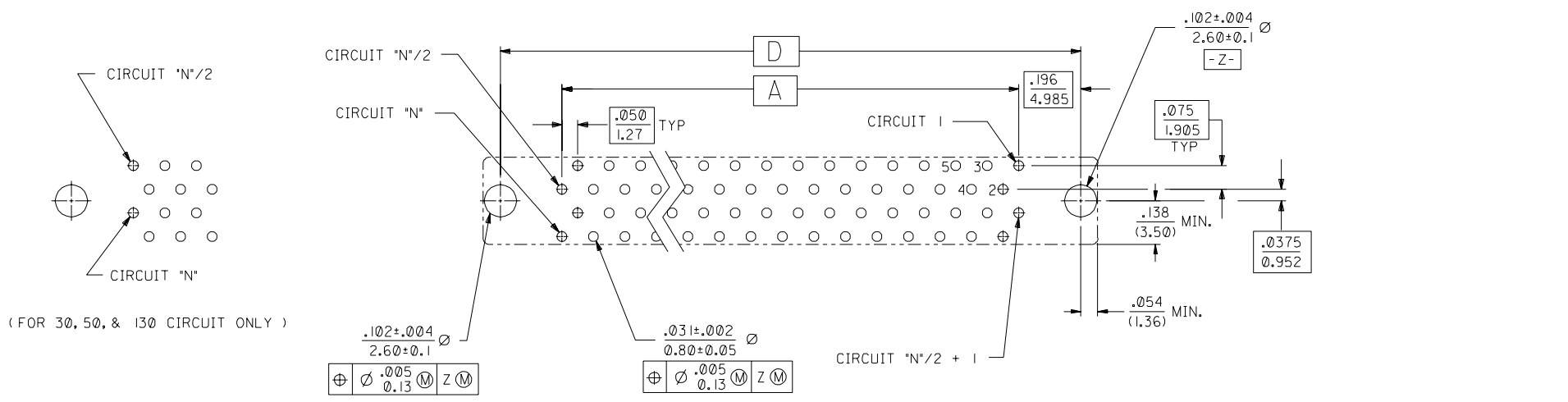
E	LEAD FREE CONV ECN UCP2004-2096 RKADAMS 04/04/26
D	REVISED PER ECN U60641 11-28-95 DRS
C	REVISED PER ECN U40506 4-15-94 RAN
B	REVISED PER ECN U31755 12-3-93 RAN
A	INITIAL RELEASE PER ECN U30874 5-18-93 RAN

2	D
1	E

DIMENSIONS SHOWN (METRIC) INCH UNLESS OTHERWISE SPECIFIED TOLERANCES: ANGULAR ± 1/2°		▽ = 0 ▽ = 0 REVERSE ONLY ON CAD SYSTEM	
3 PLACE	± .005	---	---
2 PLACE	± .01	± 0.13	---
1 PLACE	---	± 0.25	---
DRAFT WHERE APPLICABLE MUST REMAIN WITHIN DIMENSIONS			
DRWG. BY RAN	CHK'D. BY RAN	FILE NAME S71661K9	DATE 4/23/93
APP'D. BY CAB	SCALE 4: 1	THIS DRAWING CONTAINS INFORMATION THAT IS PROPRIETARY TO MOLEX INC. AND SHOULD NOT BE USED WITHOUT WRITTEN PERMISSION.	

TITLE SALES ASSEMBLY EBBI 50D VERTICAL PLUG W/O CENTER BOARD LOCK & POLAR. PEG		SHEET NO. DATE 1 OF 2 4/23/93	
PART NO. SDA-71661-9***		MOLEX INCORPORATED LITSE,ILL. 60532 U.S.A.	
SEE TABLE		DIV. SIZE C C	

I3 I2 I1 I0 9 8 7 6 71661 4 3 2 1



RECOMMENDED PC BOARD LAYOUT Δ
 COMPONENT SIDE
 (FOR 40, 60, 68, 80, 100, & 120 ONLY)

D	.110 (2.79)	3.592 (91.25)	3.699 (93.95)	3.426 (87.02)	3.200 (81.28)	130	71661-9430
	.110 (2.79)	3.342 (84.90)	3.449 (87.60)	3.176 (80.67)	2.950 (74.93)	120	71661-9420
	.110 (2.79)	2.842 (72.20)	2.949 (74.90)	2.676 (67.97)	2.450 (62.23)	100	71661-9400
	.110 (2.79)	2.342 (59.50)	2.449 (62.20)	2.176 (55.27)	1.950 (49.53)	80	71661-9380
	.110 (2.79)	2.042 (51.88)	2.149 (54.58)	1.875 (47.65)	1.650 (41.91)	68	71661-9368
C	.110 (2.79)	1.842 (46.80)	1.949 (49.50)	1.676 (42.57)	1.450 (36.83)	60	71661-9360
	.110 (2.79)	1.592 (40.45)	1.699 (43.15)	1.426 (36.22)	1.200 (30.48)	50	71661-9350
	.110 (2.79)	1.342 (34.10)	1.449 (36.80)	1.176 (29.87)	.950 (24.13)	40	71661-9340
	.110 (2.79)	1.092 (27.75)	1.199 (30.45)	.925 (23.52)	.700 (17.78)	30	71661-9330
	.134 (3.40)	3.592 (91.25)	3.699 (93.95)	3.426 (87.02)	3.200 (81.28)	130	71661-9130
	.134 (3.40)	3.342 (84.90)	3.449 (87.60)	3.176 (80.67)	2.950 (74.93)	120	71661-9120
	.134 (3.40)	2.842 (72.20)	2.949 (74.90)	2.676 (67.97)	2.450 (62.23)	100	71661-9100
	.134 (3.40)	2.342 (59.50)	2.449 (62.20)	2.176 (55.27)	1.950 (49.53)	80	71661-9080
	.134 (3.40)	2.042 (51.88)	2.149 (54.58)	1.875 (47.65)	1.650 (41.91)	68	71661-9068
	.134 (3.40)	1.842 (46.80)	1.949 (49.50)	1.676 (42.57)	1.450 (36.83)	60	71661-9060
	.134 (3.40)	1.592 (40.45)	1.699 (43.15)	1.426 (36.22)	1.200 (30.48)	50	71661-9050
	.134 (3.40)	1.342 (34.10)	1.449 (36.80)	1.176 (29.87)	.950 (24.13)	40	71661-9040
	.134 (3.40)	1.092 (27.75)	1.199 (30.45)	.925 (23.52)	.700 (17.78)	30	71661-9030
	E	D	C	B	A	CKT ("N")	ITEM NUMBER

71661

---D--- SEE SHEET ---
 ---C--- SEE SHEET ---

DIMENSIONS SHOWN (METRIC) INCH		▽ = 0		▽ = 0		REVISE ONLY ON CAD SYSTEM	
UNLESS OTHERWISE SPECIFIED TOLERANCES ANGULAR ± 1/2°							
3 PLACE ± .005		INCH		METRIC		---	
2 PLACE ± .01		± 0.13					
1 PLACE ---		± 0.25					
DRAFT WHERE APPLICABLE MUST REMAIN WITHIN DIMENSIONS							
DRAWN: RAN		CHK'D: RAN		PART NO.:		DRWG. NO.:	
APP'D: CAB		SCALE: 4:1		FILE NAME: 57166189		SHEET NO. DATE: 2 4/23/93	
SEE TABLE				SDA-71661-9***			
THIS DRAWING CONTAINS INFORMATION THAT IS PROPRIETARY TO MOLEX INC. AND SHOULD NOT BE USED WITHOUT WRITTEN PERMISSION.							

I3 I2 I1 I0 9 8 7 6 5 4 3 2 1