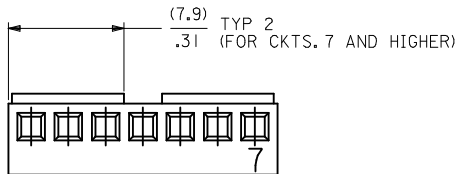
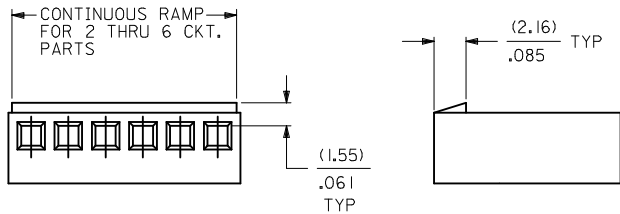
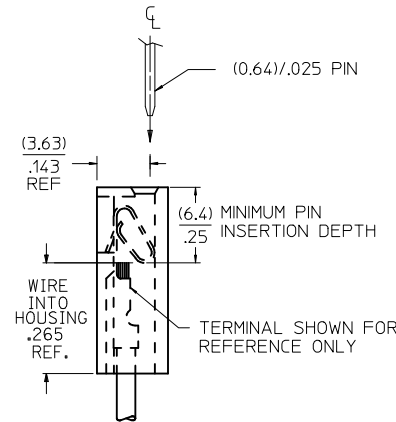
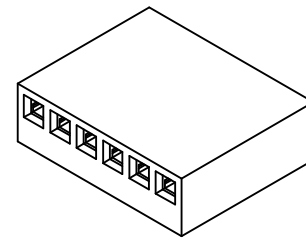
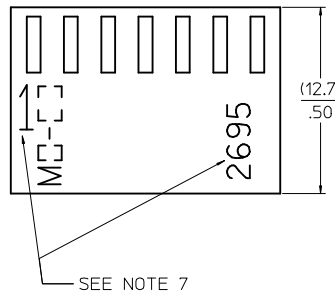
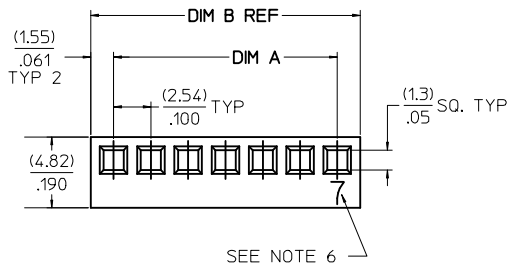
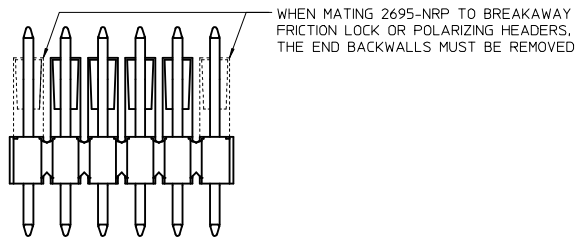
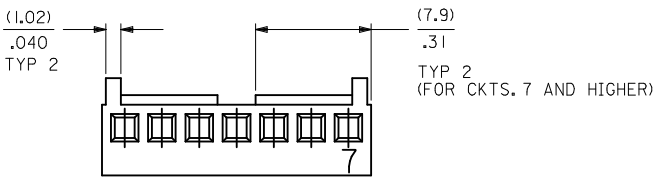
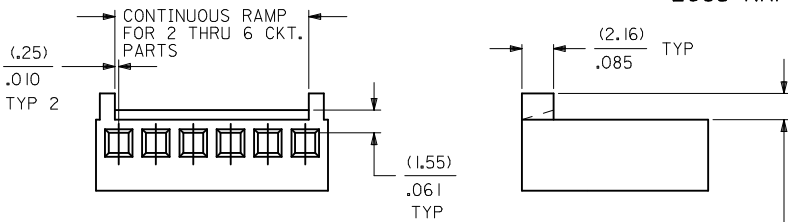


2695-NR



2695-NRP



NO. OF CKT'S.	DIM. A	DIM. B
2	(2.54+0.05) .100+0.02	(5.64) .222
3	(5.08+0.05) .200+0.02	(8.18) .322
4	(7.62+0.08) .300+0.03	(10.72) .422
5	(10.16+0.08) .400+0.03	(13.26) .522
6	(12.70+0.10) .500+0.04	(15.80) .622
7	(15.24+0.10) .600+0.04	(18.34) .722
8	(17.78+0.13) .700+0.05	(20.88) .822
9	(20.32+0.13) .800+0.05	(23.42) .922
10	(22.86+0.13) .900+0.05	(25.96) 1.022
11	(25.40+0.15) 1.000+0.06	(28.50) 1.122
12	(27.94+0.15) 1.100+0.06	(31.04) 1.222
13	(30.48+0.18) 1.200+0.07	(33.58) 1.322
14	(33.02+0.18) 1.300+0.07	(36.12) 1.422
15	(35.56+0.20) 1.400+0.08	(38.66) 1.522
16	(38.10+0.20) 1.500+0.08	(41.20) 1.622

2695 - N * *
NO. OF. CIRCUITS

OPTION CODE			
	RAMP	POLARIZING RIBS	MAT'L
BLANK	NO	NO	NOTE 1A
R	YES	NO	NOTE 1A
RP	YES	YES	NOTE 1A
RP-BK	YES	YES	NOTE 1B

NOTES:

- MATERIAL: A - NYLON, UL94V-0, COLOR: WHITE
B - NYLON, UL94V-0, COLOR: BLACK
- FINISH: SEE TERMINAL DRAWING
- THIS HOUSING CONFORMS TO MOLEX PRODUCT SPECIFICATION PS-10-07.
- PACKAGING: PER PK-2695-001
- HOUSING TO BE USED WITH CRIMP TERMINAL SERIES 2759, 6459, AND 41572. PARTS MADE AFTER 4/19/2012 WILL ALSO ACCEPT 4809 AND 8088 SERIES TERMINALS. FOR USE WITH 22-30 GAUGE WIRE WITH (1.57)/.062 DIAMETER MAXIMUM WIRE INSULATION.
- LAST CIRCUIT NUMBER NOT PRESENT ON 2-6 CKT AND MAY OR MAY NOT BE PRESENT ON 7-16 CKT SIZES.
- CIRCUIT NUMBER "1" AND ENGINEERING NUMBER TO APPEAR ON PARTS 3 CKTS. AND HIGHER.
- THIS PART CONFORMS TO CLASS B REQUIREMENTS OF COSMETIC SPECIFICATION PS-45499-002.

ADD HEADER VIEW EC NO. UCP2014-1471 DRAWN BY DRANKIPPER 2013/10/02 CHECKED BY CHYKOBANDERSON 2013/10/02 APPROVED BY APPR:FSM/TH 2013/10/09	QUALITY SYMBOLS ▽=0 ▽=0 ▽=0	GENERAL TOLERANCES (UNLESS SPECIFIED) DIMENSION STYLE MM/IN	SCALE 6:1	DESIGN UNITS INCH	THIRD ANGLE PROJECTION
		4 PLACES ±.005 3 PLACES ±.01 2 PLACES ±0.13 1 PLACE ±0.25 0 PLACE ±	DRAWN BY PEREZ-ARGUET DATE 1988/02/25 CHECKED BY PATEL DATE 1988/02/25 APPROVED BY LENZ DATE 1988/02/25	MATERIAL NO. SEE CHART SIZE D	DOCUMENT NO. SD-2695

(2.54)/.100 HOUSING FOR KK CRIMP TYPE TERMINALS 2695 SERIES DRAWING
molex

THIS DRAWING CONTAINS INFORMATION THAT IS PROPRIETARY TO MOLEX INCORPORATED AND SHOULD NOT BE USED WITHOUT WRITTEN PERMISSION

2695-N			2695-NR			2695-NRP		
PART NO.	ENG NO.	VOID	PART NO.	ENG NO.	VOID	PART NO.	ENG NO.	VOID
22-01-2021	2695-2		22-01-2027	2695-2R		22-01-3027	2695-2RP	
22-01-2031	2695-3		22-01-2037	2695-3R		22-01-3037	2695-3RP	
22-01-2041	2695-4		22-01-2047	2695-4R		22-01-3047	2695-4RP	
22-01-2051	2695-5		22-01-2057	2695-5R		22-01-3057	2695-5RP	
22-01-2061	2695-6		22-01-2067	2695-6R		22-01-3067	2695-6RP	
22-01-2071	2695-7		22-01-2077	2695-7R		22-01-3077	2695-7RP	
22-01-2081	2695-8		22-01-2087	2695-8R		22-01-3087	2695-8RP	
22-01-2091	2695-9		22-01-2097	2695-9R		22-01-3097	2695-9RP	
22-01-2101	2695-10		22-01-2107	2695-10R		22-01-3107	2695-10RP	
22-01-2111	2695-11		22-01-2117	2695-11R		22-01-3117	2695-11RP	
22-01-2121	2695-12		22-01-2127	2695-12R		22-01-3127	2695-12RP	
22-01-2131	2695-13		22-01-2137	2695-13R		22-01-3137	2695-13RP	
22-01-2141	2695-14		22-01-2147	2695-14R		22-01-3147	2695-14RP	
22-01-2151	2695-15		22-01-2157	2695-15R		22-01-3157	2695-15RP	
22-01-2161	2695-16		22-01-2167	2695-16R		22-01-3167	2695-16RP	

2695-NRP-BK		
PART NO.	ENG NO.	VOID
50-29-1557	2695-2RP-BK	
50-29-1558	2695-3RP-BK	
50-29-1559	2695-4RP-BK	
50-29-1560	2695-5RP-BK	
50-29-1561	2695-6RP-BK	
50-29-1562	2695-7RP-BK	
50-29-1563	2695-8RP-BK	
50-29-1564	2695-9RP-BK	
50-29-1565	2695-10RP-BK	
50-29-1566	2695-11RP-BK	
50-29-1567	2695-12RP-BK	
50-29-1568	2695-13RP-BK	
50-29-1569	2695-14RP-BK	
50-29-1570	2695-15RP-BK	
50-29-1571	2695-16RP-BK	

SEE SHEET 1 EC NO: UCP2011-2220 DRAWN: KIPPER 2011/02/22 CHKD: BANDERSON 2011/02/22 APPR: FSM LTH 2012/04/05	QUALITY SYMBOLS = 0 = 0 = 0	GENERAL TOLERANCES (UNLESS SPECIFIED) <table border="1"> <tr> <th></th> <th>mm</th> <th>INCH</th> </tr> <tr> <td>4 PLACES</td> <td>± ---</td> <td>± ---</td> </tr> <tr> <td>3 PLACES</td> <td>± ---</td> <td>± ---</td> </tr> <tr> <td>2 PLACES</td> <td>± ---</td> <td>± ---</td> </tr> <tr> <td>1 PLACE</td> <td>± ---</td> <td>± ---</td> </tr> </table>		mm	INCH	4 PLACES	± ---	± ---	3 PLACES	± ---	± ---	2 PLACES	± ---	± ---	1 PLACE	± ---	± ---	DIMENSION STYLE MM/IN DRAWN BY DATE PEREZ-ARGUET 1988/02/25 CHECKED BY DATE PATEL 1988/02/25 APPROVED BY DATE LENZ 1988/02/25	SCALE --- DESIGN UNITS INCH THIRD ANGLE PROJECTION	TITLE (2.54)/.100 HOUSING FOR KK CRIMP TYPE TERMINALS 2695 SERIES DRAWING
		mm	INCH																	
	4 PLACES	± ---	± ---																	
	3 PLACES	± ---	± ---																	
2 PLACES	± ---	± ---																		
1 PLACE	± ---	± ---																		
AN	DRAFT WHERE APPLICABLE MUST REMAIN WITHIN DIMENSIONS	MATERIAL NO. SEE CHART	DOCUMENT NO. SD-2695	SHEET NO. 2 OF 2																
THIS DRAWING CONTAINS INFORMATION THAT IS PROPRIETARY TO MOLEX INCORPORATED AND SHOULD NOT BE USED WITHOUT WRITTEN PERMISSION																				
MOLEX INCORPORATED																				