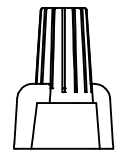
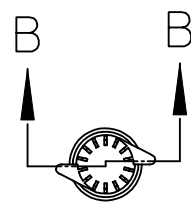

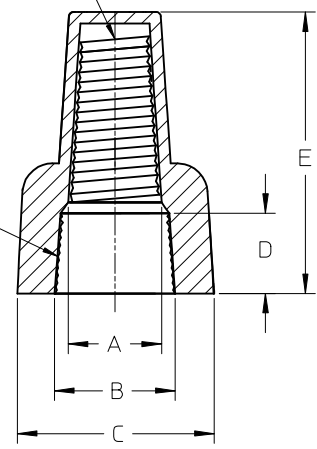


MATERIAL NUMBER	ENGINEERING NUMBER	COLOR	WIRE RANGE	WIRE RANGE MIN.	WIRE RANGE MAX.	VOLTAGE MAX.	DIM A	DIM B	DIM C	DIM D	DIM E
191600044	WL-Y	YELLOW	18-10	2#18	3#12	600/300	.25/6.4	.39/9.9	.72/18.3	.35/8.9	1.02/25.9
191600045	WL-R	RED	18-8	5#12	3#16	600/300	.35/8.9	.53/13.5	.91/23.1	.38/9.7	1.25/31.8
191600046	WL-G	GREY	18-8	3#14 & 1#18	3#10	600/300	.39/9.9	.59/14.9	1.00/25.4	.39/9.9	1.31/33.3
191600047	WL-B	BLUE	14-6	2#10 & 1#12	1#8 & 3#10	600	.47/11.9	.74/18.8	1.26/32.0	.52/13.2	1.58/40.1
191600194	WL-T	TAN	22-8	3#22	3#10	600	.28/7.11	.46/11.7	.72/18.3	.36/9.1	1.14/28.9



THREAD INSERT

MOLDED THREADS



SECTION B-B
SCALE 2:1

REF NOTES:

- 1.) WORKING TEMP. -105°C
- 2.) HOUSING MATERIAL: UL 94V-2 FLAME RETARDANT THERMOPLASTIC
- 3.) MOLEX UL FILE NO.: E32244
- 4.) MOLEX CSA FILE NO.: 073539

CHANGE TITLE EC NO: IPG2015-1469 DRWN:GROJAS01 2015/02/18 CHKD:JMACNEIL 2015/02/18 APPR:JMACNEIL 2015/03/06	QUALITY SYMBOLS	GENERAL TOLERANCES (UNLESS SPECIFIED)	SCALE 1:1	DESIGN UNITS INCH	THIRD ANGLE PROJECTION	REVISE ON CAD ONLY
	▽ -0 ∇ -0	mm INCH	DIMENSION STYLE IN/MM		TITLE WING LOCK SPLICE (B1)	
		4 PLACES ± --- ± ---	DRAWN BY B.RUPERT	DATE 11/07/03		
		3 PLACES ± --- ± ---	CHECKED BY J.PAWLIC	DATE 11/07/03		
	ANGULAR ± 1°	DRAFT WHERE APPLICABLE MUST REMAIN WITHIN DIMENSIONS	APPROVED BY R.DERROSS	DATE 11/07/03	MATERIAL NO. SEE CHART	DOCUMENT NO. SD-19160-003
B1			THIS DRAWING CONTAINS INFORMATION THAT IS PROPRIETARY TO MOLEX INCORPORATED AND SHOULD NOT BE USED WITHOUT WRITTEN PERMISSION		SHEET NO. 1 OF 1	