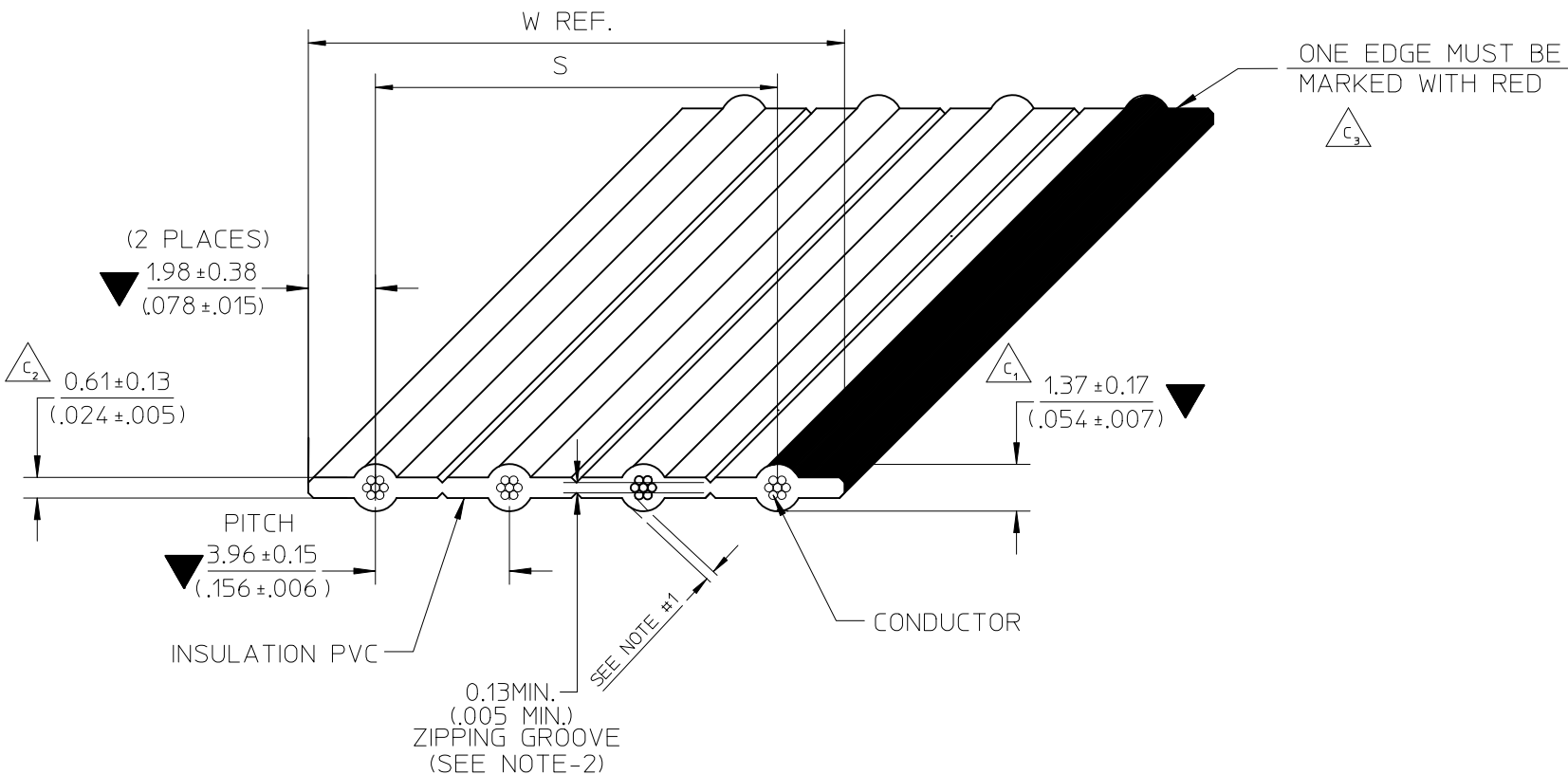


7 6 5 4 3 2 1



NOTE : 1. THE CABLE SHALL HAVE A MINIMUM OF 0.178mm. (.007") THICKNESS INSULATION AT ANY POINT
 2. RIP TEST:
 - THE 0.13mm. (.005") ZIPPING GROOVE SHALL BE CAPABLE OF BEING RIPPED BY HAND WITHIN THE RECESS, WITHOUT EXPOSING THE ADJACENT CONDUCTORS
 3. RoHS AND LEAD FREE COMPLIANT
 4. SPECIAL REQUIREMENT: N/A

PRODUCT APPLICATION	
<input checked="" type="checkbox"/>	GENERAL USE
<input type="checkbox"/>	AUTOMOTIVE
<input type="checkbox"/>	MEDICAL DEVICE

C	E-10-0371	C ₃ : REMOVE REELS MFG. IN NOG. C ₂ : CHANGE THICKNESS. C ₁ : CHANGE OD.	2011/01/25
B	E-07-0748	B ₂ : ADD NON-OPERATING TEMP. B ₁ : ADD SOLDERING CONDITION	2007/09/27
A	N/A	INITIAL DRAFT	2006/08/09
REV. HISTORY	EC NO.	DETAIL	DATE

SEE CHANGE DETAIL
 EC NO: THL2011-0054
 DRWN: CPANSAKHOM 2010/11/10
 CHKD: PREECHAI 2011/01/25
 APPR: SVIRAT JAPOL 2011/03/31

QUALITY SYMBOLS	▽=3 ◻=0
DESCRIPTION	
REV	

GENERAL TOLERANCES (UNLESS SPECIFIED)	DIMENSION STYLE MM/IN	SCALE NTS	DESIGN UNITS INCH	THIRD ANGLE PROJECTION
4 PLACES ± --- ± ---	DRAWN BY DATE CPANSAKHOM 2006/08/09	TITLE FCB ROUND CONDUCTOR 3.96MM(.156)CENTERS PVC. 22AWG STRANDED TOPCOATED MOLEX INCORPORATED		
3 PLACES ± --- ± ---	CHECKED BY DATE PMEECHAI 2006/08/09			
2 PLACES ± --- ± ---	APPROVED BY DATE SVIRAT JAPOL 2006/08/09			
1 PLACE ± --- ± ---	MATERIAL NO.			
ANGULAR ± ---°	SEE CHART	DOCUMENT NO. SD-8868-001	SHEET NO. 1 OF 3	
DRAFT WHERE APPLICABLE MUST REMAIN WITHIN DIMENSIONS				

6 5 4 3 2 1

SPECIFICATIONS

PHYSICAL

CONDUCTOR SPACING ----- 3.96 (.156") ϕ TO ϕ
 WIRE GAUGE ----- 22 AWG(7/30) STRANDED TOPCOATED
 INSULATION ----- P.V.C GRAY (LEAD FREE)

AGENCY

U.L. STYLE NO. ----- 2651
 TEMPERATURE RATING ----- -20°C TO 105°C
 VOLTAGE RATING ----- 300V.MAX.
 FLAMMABILITY RATING ----- VW-1

ELECTRICAL



CONDUCTOR RESISTANCE (D.C.) ----- 17 m OHMS/FT. MAX.
 CHARACTERISTIC IMPEDANCE ----- 140 OHMS NOM. (GS)
 ----- 123 OHMS NOM. (GSG)
 CAPACITANCE ----- 4.7 pF/FT. NOM. (GS)
 ----- 8.5 pF/FT. NOM. (GSG)
 PROPAGATION DELAY ----- 1.4 ns/FT. NOM.
 INSULATION RESISTANCE ----- 10 M OHMS (10FT. SAMPLE)
 DIELECTRIC WITHSTAND VOLTAGE ----- 2000 VRMS/MINUTE

GENERAL

NON-OPERATING TEMPERATURE ----- -20°C TO 105°C
 FAULTS AND/OR SPLICES ----- 1/REEL MAX. 100 \pm $\frac{3}{0}$ FT. (30.48 \pm $\frac{0.914}{0}$ M.)/REEL
 ----- 20FT. (6.096M.) MIN. LENGTH

SOLDERING CONDITION

SOLDER TEMPERATURE ----- 260°C. MAX.
 SOLDERING TIME ----- 3 SECOND, MAX.
 INSULATION SHRINK ----- 2MM. NOM

SEE CHANGE DETAIL EC NO: THL2011-0054 DRWN: CPANSAKHOM 2010/11/10 CHKD: PMEECHAI 2011/01/25 APPR: SVIRATJAPOL 2011/03/31	DESCRIPTION REV	QUALITY SYMBOLS	GENERAL TOLERANCES (UNLESS SPECIFIED)		DIMENSION STYLE MM/IN		SCALE NTS	DESIGN UNITS INCH	THIRD ANGLE PROJECTION			
		 =  =	mm	INCH	DRAWN BY	DATE	TITLE FCB ROUND CONDUCTOR 3.96MM(.156)CENTERS PVC. 22AWG STRANDED TOPCOATED					
			4 PLACES \pm ---	\pm ---	CPANSAKHOM	2006/08/09						
			3 PLACES \pm ---	\pm ---	CHECKED BY	DATE	MOLEX INCORPORATED DOCUMENT NO. SD-8868-001 SHEET NO. 2 OF 3					
			2 PLACES \pm ---	\pm ---	PMEECHAI	2006/08/09						
1 PLACE \pm ---	\pm ---	APPROVED BY	DATE	DRAFT WHERE APPLICABLE MUST REMAIN WITHIN DIMENSIONS								
ANGULAR \pm ---°		SVIRATJAPOL	2006/08/09									
		MATERIAL NO.		SIZE		THIS DRAWING CONTAINS INFORMATION THAT IS PROPRIETARY TO MOLEX INCORPORATED AND SHOULD NOT BE USED WITHOUT WRITTEN PERMISSION						

7

6

5

4

3

2

1

CHART A DIMENSIONS MM. (INCHES)				SHIPPED ON 100 FT. REELS		
ENG. NO.	NO.OF COND.	DIMENSION S		DIM. W (REF)	ENGINEERING NO.	ORDER NO.
8868- 2	2	3.96±0.15	(.156±.006)	7.92 (.312)	8868-02-100B	82-22-5902
8868- 3	3	7.92±0.25	(.312±.010)	11.89 (.468)	▲ -03- ▲	▲ 03
8868- 4	4	11.89±0.38	(.468±.015)	15.85 (.624)	▲ -04- ▲	▲ 04
8868- 5	5	15.85±0.38	(.624±.015)	19.81 (.780)	▲ -05- ▲	▲ 05
8868- 6	6	19.81±0.38	(.780±.015)	23.77 (.936)	▲ -06- ▲	▲ 06
8868- 7	7	23.77±0.38	(.936±.015)	27.74 (1.092)	▲ -07- ▲	▲ 07
8868- 8	8	27.74±0.38	(1.092±.015)	31.70 (1.248)	▲ -08- ▲	▲ 08
8868- 9	9	31.70±0.38	(1.248±.015)	35.66 (1.404)	▲ -09- ▲	▲ 09
8868-10	10	35.66±0.38	(1.404±.015)	39.62 (1.560)	▲ -10- ▲	▲ 10
8868-11	11	39.62±0.38	(1.560±.015)	43.59 (1.716)	▲ -11- ▲	▲ 11
8868-12	12	43.59±0.38	(1.716±.015)	47.55 (1.872)	▲ -12- ▲	▲ 12
8868-13	13	47.55±0.38	(1.872±.015)	51.51 (2.028)	▲ -13- ▲	▲ 13
8868-14	14	51.51±0.38	(2.028±.015)	55.47 (2.184)	▲ -14- ▲	▲ 14
8868-15	15	55.47±0.38	(2.184±.015)	59.44 (2.340)	▲ -15- ▲	▲ 15
8868-16	16	59.44±0.38	(2.340±.015)	63.40 (2.496)	▼ -16- ▼	▼ 16

ENGINEERING NO.

8868-XX-XXXX

A B C D

A : CABLE 3.96mm. (.156") CENTERS 22 AWG STRANDED TOPCOATED

B : CONDUCTOR SIZE (AVAILABILITY 2 THROUGH 16)

C : CABLE LENGTH 100FT. (30.48M.)

D : A = INCHES

B = FEET

SEE CHANGE DETAIL EC NO: THL2011-0054 DRWN:CPANSAKHOM 2010/11/10 CHKD:PMEECHAI 2011/01/25 APPR:SVIRATJAPOL 2011/03/31	QUALITY SYMBOLS ▼ = ▽ =	DESCRIPTION REV	GENERAL TOLERANCES (UNLESS SPECIFIED)		DIMENSION STYLE MM/IN	SCALE NTS	DESIGN UNITS INCH	THIRD ANGLE PROJECTION
				mm	INCH	DRAWN BY CPANSAKHOM	DATE 2006/08/09	TITLE FCB ROUND CONDUCTOR 3.96MM(.156)CENTERS PVC. 22AWG STRANDED TOPCOATED MOLEX INCORPORATED
			4 PLACES	± ---	± ---	CHECKED BY PMEECHAI	DATE 2006/08/09	
			3 PLACES	± ---	± ---	APPROVED BY SVIRATJAPOL	DATE 2006/08/09	
			2 PLACES	± ---	± ---	MATERIAL NO.	DOCUMENT NO.	
1 PLACE	± ---	± ---	SEE CHART	SD-8868-001				
			ANGULAR ± ---°					
			DRAFT WHERE APPLICABLE MUST REMAIN WITHIN DIMENSIONS					SHEET NO. 3 OF 3

6

5

4

3

2

1