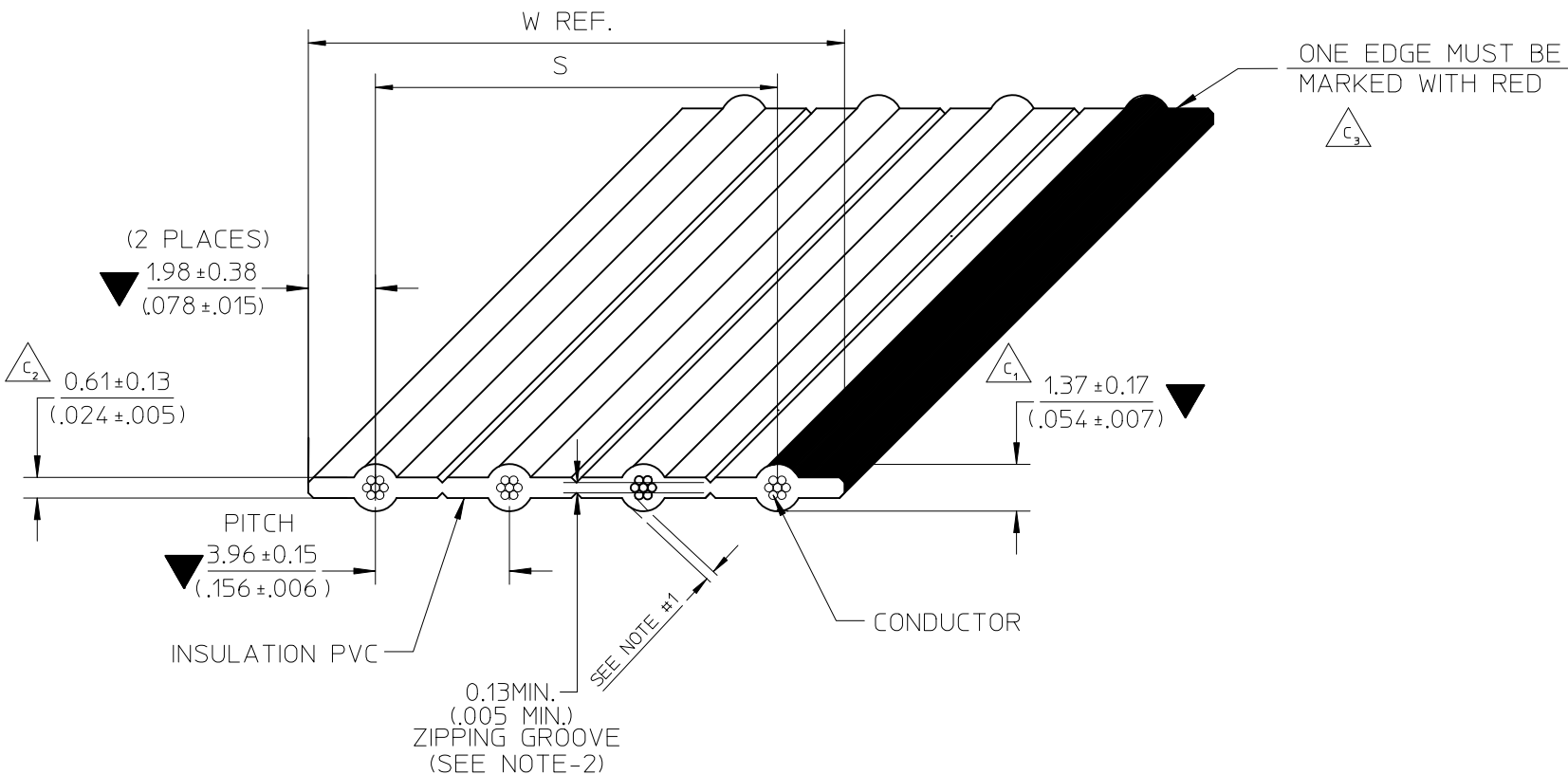


7 6 5 4 3 2 1



- NOTE :
1. THE CABLE SHALL HAVE A MINIMUM OF 0.178mm. (.007") THICKNESS INSULATION AT ANY POINT
  2. RIP TEST:
    - THE 0.13mm. (.005") ZIPPING GROOVE SHALL BE CAPABLE OF BEING RIPPED BY HAND WITHIN THE RECESS, WITHOUT EXPOSING THE ADJACENT CONDUCTORS
  3. RoHS AND LEAD FREE COMPLIANT
  4. SPECIAL REQUIREMENT: N/A

PRODUCT APPLICATION	
<input checked="" type="checkbox"/>	GENERAL USE
<input type="checkbox"/>	AUTOMOTIVE
<input type="checkbox"/>	MEDICAL DEVICE

<table border="1"> <tr> <td>C</td> <td>E-10-0371</td> <td>C<sub>3</sub>: REMOVE REELS MFG. IN NOG.</td> <td rowspan="3">2011/01/25</td> </tr> <tr> <td></td> <td></td> <td>C<sub>2</sub>: CHANGE THICKNESS.</td> </tr> <tr> <td></td> <td></td> <td>C<sub>1</sub>: CHANGE OD.</td> </tr> <tr> <td>B</td> <td>E-07-0748</td> <td>B<sub>2</sub>: ADD NON-OPERATING TEMP.</td> <td>2007/09/27</td> </tr> <tr> <td></td> <td></td> <td>B<sub>1</sub>: ADD SOLDERING CONDITION</td> <td></td> </tr> <tr> <td>A</td> <td>N/A</td> <td>INITIAL DRAFT</td> <td>2006/08/09</td> </tr> <tr> <td>REV. HISTORY</td> <td>EC NO.</td> <td>DETAIL</td> <td>DATE</td> </tr> </table>	C	E-10-0371	C <sub>3</sub> : REMOVE REELS MFG. IN NOG.	2011/01/25			C <sub>2</sub> : CHANGE THICKNESS.			C <sub>1</sub> : CHANGE OD.	B	E-07-0748	B <sub>2</sub> : ADD NON-OPERATING TEMP.	2007/09/27			B <sub>1</sub> : ADD SOLDERING CONDITION		A	N/A	INITIAL DRAFT	2006/08/09	REV. HISTORY	EC NO.	DETAIL	DATE	SEE CHANGE DETAIL EC NO: THL2011-0054 DRWN: CPANSAKHOM 2010/11/10 CHKD: PREECHAI 2011/01/25 APPR: SVIRAT JAPOL 2011/03/31	QUALITY SYMBOLS ▼ = 3 ◻ = 0	GENERAL TOLERANCES (UNLESS SPECIFIED)	DIMENSION STYLE MM/IN	SCALE NTS	DESIGN UNITS INCH	THIRD ANGLE PROJECTION
	C	E-10-0371	C <sub>3</sub> : REMOVE REELS MFG. IN NOG.		2011/01/25																												
			C <sub>2</sub> : CHANGE THICKNESS.																														
			C <sub>1</sub> : CHANGE OD.																														
B	E-07-0748	B <sub>2</sub> : ADD NON-OPERATING TEMP.	2007/09/27																														
		B <sub>1</sub> : ADD SOLDERING CONDITION																															
A	N/A	INITIAL DRAFT	2006/08/09																														
REV. HISTORY	EC NO.	DETAIL	DATE																														
<table border="1"> <tr> <th></th> <th>mm</th> <th>INCH</th> </tr> <tr> <td>4 PLACES</td> <td>± ---</td> <td>± ---</td> </tr> <tr> <td>3 PLACES</td> <td>± ---</td> <td>± ---</td> </tr> <tr> <td>2 PLACES</td> <td>± ---</td> <td>± ---</td> </tr> <tr> <td>1 PLACE</td> <td>± ---</td> <td>± ---</td> </tr> <tr> <td colspan="3">ANGULAR ± ---°</td> </tr> </table>		mm	INCH	4 PLACES	± ---	± ---	3 PLACES	± ---	± ---	2 PLACES	± ---	± ---	1 PLACE	± ---	± ---	ANGULAR ± ---°			DRAWN BY CPANSAKHOM	DATE 2006/08/09	TITLE FCB ROUND CONDUCTOR 3.96MM(.156)CENTERS PVC. 22AWG STRANDED TOPCOATED MOLEX INCORPORATED DOCUMENT NO. SD-8868-001												
	mm	INCH																															
4 PLACES	± ---	± ---																															
3 PLACES	± ---	± ---																															
2 PLACES	± ---	± ---																															
1 PLACE	± ---	± ---																															
ANGULAR ± ---°																																	
DRAFT WHERE APPLICABLE MUST REMAIN WITHIN DIMENSIONS	CHECKED BY PREECHAI	DATE 2006/08/09	SHEET NO. 1 OF 3																														
SEE CHART	APPROVED BY SVIRAT JAPOL	DATE 2006/08/09	THIS DRAWING CONTAINS INFORMATION THAT IS PROPRIETARY TO MOLEX INCORPORATED AND SHOULD NOT BE USED WITHOUT WRITTEN PERMISSION																														
SIZE A 4																																	

6 5 4 3 2 1

SPECIFICATIONS

PHYSICAL

CONDUCTOR SPACING ----- 3.96 (.156")  $\phi$  TO  $\phi$   
 WIRE GAUGE ----- 22 AWG(7/30) STRANDED TOPCOATED  
 INSULATION ----- P.V.C GRAY (LEAD FREE)

AGENCY

U.L. STYLE NO. ----- 2651  
 TEMPERATURE RATING ----- -20°C TO 105°C  
 VOLTAGE RATING ----- 300V.MAX.  
 FLAMMABILITY RATING ----- VW-1

ELECTRICAL




CONDUCTOR RESISTANCE (D.C.) ----- 17 m OHMS/FT. MAX.  
 CHARACTERISTIC IMPEDANCE ----- 140 OHMS NOM. (GS)  
 ----- 123 OHMS NOM. (GSG)  
 CAPACITANCE ----- 4.7 pF/FT. NOM. (GS)  
 ----- 8.5 pF/FT. NOM. (GSG)  
 PROPAGATION DELAY ----- 1.4 ns/FT. NOM.  
 INSULATION RESISTANCE ----- 10 M OHMS (10FT. SAMPLE)  
 DIELECTRIC WITHSTAND VOLTAGE ----- 2000 VRMS/MINUTE

GENERAL

NON-OPERATING TEMPERATURE ----- -20°C TO 105°C  
 FAULTS AND/OR SPLICES ----- 1/REEL MAX. 100 $^{+3}_0$  FT. (30.48 $^{+0.914}_0$  M.)/REEL  
 ----- 20FT. (6.096M.) MIN. LENGTH

SOLDERING CONDITION

SOLDER TEMPERATURE ----- 260°C. MAX.  
 SOLDERING TIME ----- 3 SECOND, MAX.  
 INSULATION SHRINK ----- 2MM. NOM

SEE CHANGE DETAIL EC NO: THL2011-0054 DRWN: CPANSAKHOM 2010/11/10 CHKD: PMEECHAI 2011/01/25 APPR: SVIRATJAPOL 2011/03/31	DESCRIPTION REV	QUALITY SYMBOLS	GENERAL TOLERANCES (UNLESS SPECIFIED)		DIMENSION STYLE MM/IN		SCALE NTS	DESIGN UNITS INCH	THIRD ANGLE PROJECTION			
		 =  =	mm	INCH	DRAWN BY CPANSAKHOM	DATE 2006/08/09	TITLE FCB ROUND CONDUCTOR 3.96MM(.156)CENTERS PVC. 22AWG STRANDED TOPCOATED  MOLEX INCORPORATED					
			4 PLACES $\pm$ ---	$\pm$ ---	CHECKED BY PMEECHAI	DATE 2006/08/09						
			3 PLACES $\pm$ ---	$\pm$ ---	APPROVED BY SVIRATJAPOL	DATE 2006/08/09						
			2 PLACES $\pm$ ---	$\pm$ ---	MATERIAL NO. SEE CHART		DOCUMENT NO. SD-8868-001	SHEET NO. 2 OF 3				
1 PLACE $\pm$ ---	$\pm$ ---	DRAFT WHERE APPLICABLE MUST REMAIN WITHIN DIMENSIONS		THIS DRAWING CONTAINS INFORMATION THAT IS PROPRIETARY TO MOLEX INCORPORATED AND SHOULD NOT BE USED WITHOUT WRITTEN PERMISSION								

7

6

5

4

3

2

1

CHART A DIMENSIONS MM. (INCHES)				SHIPPED ON 100 FT. REELS		
ENG. NO.	NO.OF COND.	DIMENSION S		DIM. W (REF)	ENGINEERING NO.	ORDER NO.
8868- 2	2	3.96±0.15	(.156±.006)	7.92 (.312)	8868-02-100B	82-22-5902
8868- 3	3	7.92±0.25	(.312±.010)	11.89 (.468)	▲ -03- ▲	▲ 03
8868- 4	4	11.89±0.38	(.468±.015)	15.85 (.624)	▲ -04- ▲	▲ 04
8868- 5	5	15.85±0.38	(.624±.015)	19.81 (.780)	▲ -05- ▲	▲ 05
8868- 6	6	19.81±0.38	(.780±.015)	23.77 (.936)	▲ -06- ▲	▲ 06
8868- 7	7	23.77±0.38	(.936±.015)	27.74 (1.092)	▲ -07- ▲	▲ 07
8868- 8	8	27.74±0.38	(1.092±.015)	31.70 (1.248)	▲ -08- ▲	▲ 08
8868- 9	9	31.70±0.38	(1.248±.015)	35.66 (1.404)	▲ -09- ▲	▲ 09
8868-10	10	35.66±0.38	(1.404±.015)	39.62 (1.560)	▲ -10- ▲	▲ 10
8868-11	11	39.62±0.38	(1.560±.015)	43.59 (1.716)	▲ -11- ▲	▲ 11
8868-12	12	43.59±0.38	(1.716±.015)	47.55 (1.872)	▲ -12- ▲	▲ 12
8868-13	13	47.55±0.38	(1.872±.015)	51.51 (2.028)	▲ -13- ▲	▲ 13
8868-14	14	51.51±0.38	(2.028±.015)	55.47 (2.184)	▲ -14- ▲	▲ 14
8868-15	15	55.47±0.38	(2.184±.015)	59.44 (2.340)	▲ -15- ▲	▲ 15
8868-16	16	59.44±0.38	(2.340±.015)	63.40 (2.496)	▼ -16- ▼	▼ 16

## ENGINEERING NO.

8868-XX-XXXX

A B C D

A : CABLE 3.96mm. (.156") CENTERS 22 AWG STRANDED TOPCOATED

B : CONDUCTOR SIZE ( AVAILABILITY 2 THROUGH 16 )

C : CABLE LENGTH 100FT. (30.48M.)

D : A = INCHES

B = FEET

SEE CHANGE DETAIL EC NO: THL2011-0054 DRWN:CPANSAKHOM 2010/11/10 CHKD:PMEECHAI 2011/01/25 APPR:SVIRATJAPOL 2011/03/31	QUALITY SYMBOLS ▼ = ▽ =	DESCRIPTION REV	GENERAL TOLERANCES (UNLESS SPECIFIED)		DIMENSION STYLE MM/IN	SCALE NTS	DESIGN UNITS INCH	THIRD ANGLE PROJECTION
				mm	INCH	DRAWN BY CPANSAKHOM	DATE 2006/08/09	TITLE FCB ROUND CONDUCTOR 3.96MM(.156)CENTERS PVC. 22AWG STRANDED TOPCOATED MOLEX INCORPORATED
			4 PLACES	± ---	± ---	CHECKED BY PMEECHAI	DATE 2006/08/09	
			3 PLACES	± ---	± ---	APPROVED BY SVIRATJAPOL	DATE 2006/08/09	
			2 PLACES	± ---	± ---	MATERIAL NO.	DOCUMENT NO.	
1 PLACE	± ---	± ---	SEE CHART	SD-8868-001				
			ANGULAR ± ---°					
			DRAFT WHERE APPLICABLE MUST REMAIN WITHIN DIMENSIONS					SHEET NO. 3 OF 3
					SIZE A 4	THIS DRAWING CONTAINS INFORMATION THAT IS PROPRIETARY TO MOLEX INCORPORATED AND SHOULD NOT BE USED WITHOUT WRITTEN PERMISSION		

6

5

4

3

2

1